



**Walter Andersen
Nursery™**

INDEPENDENT & FAMILY-OWNED SINCE 1928!

SAN DIEGO'S GARDEN RESOURCE

Garden Talk

STORE HOURS: San Diego 8am-5pm | Poway 9am-5pm | 7 Days-A-Week

—• IN THIS ISSUE —•

Good Veggie Suggestions	1
High Yield Edibles	1
Retro At The Fair	1
DIG Drip Irrigation Workshop	2
Critters In The Wild & Garden	3
Give 'Em An Inch, Take A Mile	4
Recipe: Carrot & Parsley Salad	4
To Do List: July	5
Container Recipe	5
July Garden Classes	6

*Retro
At The Fair*

By WAN Staff



This year's San Diego County Fair theme, 'Let's Go Retro' struck a chord with us. As the longest running exhibitor in the fair's flower show, we reached back into our archives and found the photo (taken in 1958) of 'Fairest of the Fair' Raquel Welch and fair ambassador Don Diego

[continued p2](#)

Very Good Veggie Suggestions

By Food Gardening Network & WAN Staff



Zucchini and squash grow quickly

Some vegetables like the cool weather, while others prefer the heat. Here are ideas for your summer vegetable garden. While spring is usually a good time to get the garden started, the last two years have been cooler-than-usual. Ken Andersen didn't plant tomatoes until late May! David Ross reminds you to stagger what you plant so you'll have a longer harvest.

Squash

If you are going to plant zucchini, we warn you to check it daily. What is a little cutie today will be a

[continued p2](#)


High-Yield Edibles For Small Gardens

By Amanda MacArthur, Food Gardening Network

One of the things I love about gardening is that anyone who wants to can have at least a small garden. A few pots by the window or several containers on the balcony can be just as productive as a small raised bed in the backyard. If you want to grow some fruits and veggies, but don't have much space, an option is to grow high-yield plants. This could be in the form of fast-growing crops, or through particular varieties. Vining fruits and vegetables are fantastic for small gardens as they don't need a lot of "floor space," but can still give you abundant yields as long as you have a trellis or somewhere they can climb.

Cucumbers

Yes, cucumbers are technically fruits and there are several varieties that



Cucumbers

[continued p3](#)

At The Fair

continued from p1

(actor Tom Hernandez) sitting in our exhibit. It seemed like a perfect time to recreate the display, so we did! Hernandez passed away in 1984 and Welch died last year. Here's a fun fact: Before she was Raquel Welch, the famous actress, she was Raquel Tejada and she attended Bay Park Elementary where she was a classmate of Walter Andersen, Jr. Throughout her career, she seemed to age backwards as the press would shave a few years off, but we always knew exactly how old she was! •

DIG Drip Irrigation Workshop

with Greg Smith from DIG

Saturday, July 20 @9am
San Diego Store

RSVP. Limited to 50 people. Walk-ins if space is available.

RSVP
619.224.8271



Veggies continued from p1

club-sized, tough-skinned squash in just a few days. Once that size, we feed them to the chickens or follow Ken's advice and slice them thickly, brush them with olive oil, season and grill until soft and charred. You can still find yellow crookneck squash, patty pan varieties and many more.

Tomatoes

Tomatoes thrive in the sun and heat. Ken made sure to plant a few cherry tomatoes and his favorite, Early Girl. Also popular, tried and true are 'Brandywine', 'Black Krim', and 'Celebrity'.



Melons

Melons


Melons prefer warm days and like a long warm season. Look for early melon varieties that ripen within 60-85 days. There are 'Mini Love', 'Crenshaw' and 'Honeydew'. Don't forget to put in pumpkins! Choices include 'Sugar Cube', 'Big Max', 'Magic Lantern', and 'Fairy Tale'.

Cucumbers

Cucumbers grow more quickly than any other vegetable so you will be slicing and pickling before you know it. Ken's family eats only Persian cucumbers now; they are that good. You'll also find 'Japanese', 'Burpless' and many others.

Corn

Corn takes about 100 days to grow and is usually harvested in August



Purple potatoes

and September. Corn needs to be pollinated, and the best way to make sure that happens is to plant it in a square formation rather than in long rows. You'll find Sweet Yellow and Sweet White, even 'Honey N Pearl' which is a combination of yellow and white kernels.

Peppers

As you can tell, every plant on this list is warm-blooded, and peppers are no exception. Start with the mild bell peppers and 'safer' hot options like Jalapeno and Pasilla. If you want to crank up the heat you might brave Trinidad Scorpion or Bhut Jolokia (Ghost Pepper). Our Poway store has a Scoville Heat Chart so you can gauge just how hot a pepper is before you commit to it.

Watch For Pests!

If you have your cart loaded with some vegetables, make sure to swing by the shelves inside and stock up on pest treatments. Snails will be one pest you want to combat and Sluggo will help. Powdery mildew can be treated with Neem Oil or Dr. Xymes fungicide. Ironically, these things YOU like to eat also need food, so grab some fertilizer. And before you leave, do you have a trellis or tomato cage for vegetables that grow tall and need support? •

Critters In The Wild & In The Garden!

By WAN Staff



The Horny Toad

If you hike with David Ross, you are likely to come across some very interesting things. On a recent hike, he came encountered a horny toad (above) and a Rosy Boa! Have you seen anything interesting when you are out in nature?



The Happy Frog

Boy oh boy, did George have a surprise when he was harvesting salad greens for dinner. This little fellow found quite a comfy hang out but fortunately was not on the menu. That made us wonder if you find a frog in your lettuce do you follow the 'don't disturb the cat' rule and leave it be or do you shoo it away? •

High-Yield Edibles continued from p1

you could easily consider high-yield fruit plants. You might want to keep an eye out for 'Lemon' cukes which look like little lemons, and they have a taste that's a little sweeter and less bitter than most cucumbers.

Blackberries (Baby Cakes)

This dwarf variety is excellent for container gardening since it tops out around 3 or 4 feet. It will also produce twice each season in most regions.



Baby Cakes® Blackberries

Blueberries (Sunshine Blue)

Topping out at 3 feet, these blueberries are perfect for containers and bred for productivity.

Eggplant (Patio Baby)

These high-yield fruit plants will give you up to 50 adorable little eggplants. And with bright purple flowers, they'll add a nice splash of color to any garden. This variety is ideal for container gardens or small spaces, as the plant tops out around 2 feet and produces 2-3" long fruits.

Raspberry (Canby)

This nearly thornless raspberry produces large, tasty, good quality, bright red berries. Grows to 5'-6' tall and will require support.

Strawberries (Seascape)

This heat-tolerant, disease-resistant variety is noted for producing large,

bright red strawberries in spring, summer, and fall. You'll find many other varieties as well.



Sugar Cube Hybrid Cantaloupe

Cantaloupe (Sugar Cube Hybrid)

If it's high-yield fruit plants you're after, don't miss out on this one. This personal-sized melon is as sweet as can be, and it's bred for exceptional disease resistance. Plus, these are easy to train for vertical growth.

Tomatoes

Some tomato plants are compact growers and require very little space. Determinate varieties such as **Roma**, **Patio** and **semi-determinate** such as San Diego are great for small spaces.

Zucchini, Multiple Varieties

Zucchini is famous (infamous?) for producing enough to feed your kid's soccer team—from one plant. Almost any variety of these high-yield fruit plants will give you plenty of nutritious and tasty zucchini. •



'Patio Baby' Eggplant

Recipe: Carrot & Parsley Salad

From Norann Oleson



Editor's Note: I love finding salads fit for summer that aren't mayonnaise based. This delicious and healthy salad combines the fresh flavors of carrot and parsley with a sweet, tangy dressing. Don't be afraid to add other herbs if parsley isn't your preferred flavor.

INGREDIENTS:

- 1 tablespoon white wine vinegar
- 1/2 tablespoon Dijon mustard
- 1 teaspoon maple syrup
- 1/2 teaspoon kosher salt
- 3 tablespoons olive oil
- 1 pound large whole carrots, peeled and julienned
- 2 scallions
- 3 tablespoons chopped parsley

DIRECTIONS:

In a medium bowl, whisk together white wine vinegar, Dijon mustard, maple syrup, and kosher salt. Gradually add the olive oil. Julienne the carrots with the grating blade of a food processor. Thinly slice scallions. Finely chop parsley. Add the carrot mixture to the bowl with the dressing and stir to combine. Serve immediately or refrigerate for up to 5 days. •

Give 'Em An Inch, They'll Take A Mile

By Melanie Potter




When a lawn's greenery is mostly weeds!

I joke that my **lawn** is a hybrid blend of greenery. It isn't supposed to be as years ago my husband planted Bermuda grass. Over time, dichondra, crabgrass and dandelions have moved in. When he suggested killing all the weeds in the grass and reseeding, I was alarmed. There were so many weeds that we would be left with mostly dirt, leaving a lot of brown patches in the grass. It was better to stay green, even if the color came from weeds.



Citronella geraniums

We have been more careful when knowingly planting things that like to grow and take over. For instance, the **mint** is in pots because this herb grows by sending out runners and can quickly become a groundcover. The **citronella geraniums** were thankfully confined to a flower bed because what was chosen just to be a filler quickly took over. It turns



Wedelia groundcover

out that when courting anything invasive, we have an encouraging green thumb!

We have a few **trees** in the backyard, but I spot more sprouting. Some are the end result of a bird's digestion while others come from the seeds of the **camphor tree**, the **Golden Raintree** (*Koelreuteria paniculata*), or the **clumping bamboo** that took on traits of running bamboo.

Looking for a hardy **groundcover**?

We saw **Wedelia** with its bright green leaves and cheery yellow flowers that was growing successfully in Cabo and wondered if it would do well in San Diego. Let's just say it is happily flourishing in our yard and must be cut down several times a year.

Remember to consider mature size of plants when selecting planting locations! I'll stop short of whining about the vines. I think you get the picture. •



Container Recipe

By WAN Staff




Here's a container garden idea we found in our archives. It's just made for summer by the designers at Proven Winners. It requires shade. Use this as inspiration and ask our knowledgeable staff for substitutions if necessary. All plants are subject to availability.

- 1 Coleus 'Kong'
- 1 Coleus Hybrids
- 1 Colocasia
- 1 Heuchera 'Amethyst Myst'
- 1 Heuchera 'Green Spice'
- 1 Sedum 'Angelina' •

To Do List: July



Look for Plumbago



Fertilize palms and tropicals



Check lawn sprinklers for any issues

Fertilize

- > For lawns, use Marathon Fertilizer.
- > Feed ornamentals, vegetables, citrus, avocado, fruit trees, palms and tropicals with E.B. Stone or Dr. Earth.
- > Add Ada Perry's Magic Formula to your regular rose feeding schedule this month.

Water

- > Through October, keep a close watch on watering to make sure plants do not suffer from drought.
- > Adjust sprinkler clocks or provide supplemental watering to avoid stress to plants.
- > Make sure lawn sprinklers are working properly to prevent waste and dead spots.

- > Mulch plants to conserve water and dress up planting beds.

Prune

- > Coral trees and roses.



Plant

- > Plant anything! Just make sure they get plenty of water! New plantings will require more frequent, shallower waterings than established plants.
- > Look for Plumeria, Hibiscus, Lantana, Plumbago, Gardenias, and bedding plants. •



Look for Lantana

Garden Talk
RADIO

Listen to the WAN Experts
Saturdays 6am-7am
AM 1170 & 1210 | FM 96.1 & 106.1

Or Listen Anytime on our Podcasts Page
walterandersen.com

*Celebrate
the 4th!*

Both stores will be
closed on July 4th
to celebrate
Independence Day.

We wish everyone a safe and
happy holiday.



*Find More
Online!*



Get more **gardening advice** on
our website. Download pdfs with
information on a variety of topics.
Go to [www.walterandersen.com/
expert-advice/#gardening-tips](https://www.walterandersen.com/expert-advice/#gardening-tips).



Both stores will close at 2pm on **August 20** for a private event.

Garden Classes: July

Saturday classes are **FREE** and last about an hour. Complimentary coffee is served. During inclement weather, classes are held indoors in San Diego and on the covered, heated patio in Poway. Topics are subject to change. See the full schedule at <https://www.walterandersen.com/classes-events/>.

SAN DIEGO

9:00AM

7/6

No Class (July 4th Weekend)

7/13

"A Strawberry is Not a Fruit"
with Chuck McClung
(and book signing)

7/20

DIG Drip Irrigation Workshop
with Greg Smith from DIG
Limited to 50 People.
Walk-ins if space available.
RSVP to 619-224-8271.

7/27

Plumeria Care, Culture,
& Varieties with Mike Atkinson

POWAY

9:30AM

7/6

No Class
(4th of July Weekend)

7/13

Plumeria Care, Culture,
& Varieties
with Mike Atkinson

7/20

Summer Fruit Tree Pruning
with Tyler Trimble

7/27

"A Strawberry is Not a Fruit"
with Chuck McClung
(and book signing)



**Walter Andersen
Nursery™**

INDEPENDENT & FAMILY-OWNED SINCE 1928!

SAN DIEGO'S GARDEN RESOURCE

GardenTalk

Visit Our 2 Locations

SAN DIEGO

3642 Enterprise Street
San Diego, California 92110
619-224-8271
Open 8am-5pm | 7 Days-A-Week

POWAY

12755 Danielson Court
Poway, California 92064
858-513-4900
Open 9am-5pm | 7 Days-A-Week

Visit Us Online



[walterandersen.com](https://www.walterandersen.com)



facebook



instagram



youtube



shop