



**Walter Andersen  
Nursery™**

INDEPENDENT & FAMILY-OWNED SINCE 1928!

SAN DIEGO'S GARDEN RESOURCE

*Garden Talk*

—• IN THIS ISSUE —•

The Latest Store Updates	1
Walter: Houseplants	1
Fruit Tree Supply / Avocados	1
Grow Blueberries	3
Old Ben: Wild Parrots	4
Old Ben's Specials	4
Recipe: Quinoa Salad	5
To Do List: June	5
Poway Rose Show Photos	7

## Fruit Tree Supply To Improve Including Avocados

By David Ross



The last time we saw a Gem avocado, it was 2016 so you can imagine how happy we were to hear that we will receive a limited supply in mid June. In fact, most fruit trees have been in limited supply although we have had some surprises like the Gem avocado.

Gem avocados are pear-shaped with rough, thick, black skin that

[continued p6](#)

## The Latest Store Updates

By Ken Andersen

Both stores are currently open to in-store shopping.

### Credit Card & Debit Cards Only:

No cash, checks, or COD.

**Hours:** San Diego open 8am-5pm Monday-Friday. Poway open 10am-3pm Monday-Friday. Both are closed on the weekends.

**Deliveries:** Restarted at both stores. Check with stores for details.

**Phone Orders:** Place orders Monday-Friday at the San Diego store 8am-5pm and in Poway from 10am-3pm.

**Curbside Pick Up:** Phone orders for curbside pick up are still accepted but may take up to 24 hours to process. Internet orders may be placed for curbside pick up in San Diego.

**Online Store:** Shop the [Online Store](#) for the San Diego location ONLY. Orders must be picked up there.

A reminder when visiting both of our locations. Per county guidelines, **facial covering is required** to enter the premises. **Social distancing** is required while shopping. This may limit the number of people allowed in the buildings at times.

Follow our Facebook page or website for the latest information on store operations. We hope to resume our regular service levels in both stores as soon as possible. We greatly appreciate your patience during these trying times. •



## Words From Walter: Houseplants That Are Easy To Grow

By Walter Andersen, Jr.



During the pandemic, there seems to be an increased interest in houseplants. Maybe quarantining at home is better with a green, living roommate who is a good listener. Here are some houseplants that are easy to grow and might be the perfect pandemic pal.



*Mother-In-Law's Tongue*

### Mother-In-Law's Tongue (Sansevieria trifasciata)

Still a good listener, this has to be one of the easiest plants to keep indoors. It has been around almost forever as a houseplant. It has long, stiff, strap-like leaves that shoot

[continued p2](#)



## Words From Walter: House Plants continued from p1



*Parlor Palm*

up from the soil. There are many different varieties that vary from 4 or 5 inches tall to more than three feet tall. They form a clumping plant that offers an interesting and different look. Don't keep the soil moist all of the time; it should dry out just a little between waterings. It grows best in filtered bright light (too dark and it will get floppy and start to rot). Fertilize with Gro-Power tablets every three months, or a good liquid plant food monthly.

### **Neanthe Bella or Parlor Palm (Chamaedorea elegans)**

This is a variety of Palm that almost anyone can grow. It has deep green lacy fronds growing from a clump. It can grow in very low light or bright indirect light (just not hot sunshine). These palms have been popular since Victorian days. They grow to about 3 to 4 feet tall in containers. They like a soil mix high in peat moss, which helps hold the moisture. The soil should not dry out, but be moist all of the time, though not soggy wet. Check the soil twice a week and water as needed. Fertilize monthly with a good house plant fertilizer or Gro-Power tablets about every three



*Spider Plant*

months. Trim off older leaves as they turn yellow or brown.

### **Spider or Airplane Plant (Chlorophytum comosum)**

The most common variety of this plant has long variegated green leaves with a white streak. The leaves grow to about 12 to 14 inches long from a central clump, and droop over the edge of the container with a very bushy habit. As the plant matures, it sends out runners that are about 24 inches long, with a small plantlet on the end which causes the runner to droop. They are very easy to grow and propagate from the plantlet when tiny roots appear. Because it droops, it makes a great hanging plant. However, it can be placed on a larger table as well. The soil should be moist most of the time for the plant to look its best. However, if it accidentally dries out a little, it will revive quickly. Fertilize monthly with a good liquid plant food and follow label directions.

### **Peace Lily (Spathiphyllum wallisii)**

This showy plant has dark green foliage contrasted with pure white



*Peace Lily*

blooms that form above the green foliage. They grow between 2 to 4 feet tall depending on the variety. Soil should not dry out and be moist at all times. Bright indirect light is best; full sun through a window may burn the foliage. Fertilize monthly with a good liquid plant food or Gro-Power tablets every six months. Wipe the large leaves with a damp cloth to clean off dust every two weeks.

### **Bird Nest Fern (Asplenium nidus)**

This is an excellent fern to grow indoors and one of the easiest. Broad, deep green leaves swirl out from the center of the plant in an almost bowl shape. They can become quite spreading with attentive care, to three feet or more across. They are best grown in a 6" to 8" pot because of the size they can reach (smaller pots dry out quickly). Soil should be moist all of the time, check it at least twice a week to be sure it is not drying out. Feed monthly with a good liquid indoor plant food or Gro-Power tablets every three months. When grown properly, these become very

## Grow Blueberries

By Jolene Andersen



Blueberries make a nice landscape plant and can be used as informal hedges, individual plantings and even container plants, in pots or tubs. The most important things you need to provide is full sun and well draining acidic soil such as Edna's Best or Sunshine. You could also use Canadian peat moss mixed 50-50 with Ada Perry's Redwood Compost. It's ideal to have a soil mix with a pH of 5 to 5.5. Fertilize with Gro-Power Azalea-Camellia-Rhododendron the first of each month spring through fall for optimum results.

### Blueberry Varieties:

**BOUNTIFUL BLUE:** This variety has a prolific fruit set of large, super sweet berries and the "bluest" foliage. Works well in the landscape or in containers. It's a smaller plant to about 3 to 4 feet tall and about as wide.

**JUBILEE:** Abundant crops of medium-large, very sweet fruit mature from late summer through fall. Attractive blue-green foliage remains evergreen in mild winter climates. The plant grows to about 4 to 5 feet tall.

**MISTY EARLY SEASON:** Very low chill requirements will set sky-blue medium large, very sweet fruit that matures early, usually mid-summer through fall. Attractive blue-green foliage remains ever-green in milder climates. The plant naturally grows a little taller to about 5 to 6 feet.

[continued p6](#)

## Words From Walter: House Plants continued from p2



*Red Edge Dracaena*

impressive plants. Remove dust with a damp tissue or soft cloth.

### Money Tree (*Pachira aquatic*)

These are fun and very easy to grow. They are usually planted with three or more plants to a pot and the stems are braided to create more interest. Money Trees can grow quite tall, to six feet fairly quickly if in a larger container. You can dwarf the growth by keeping it in a smaller container, but they can tip over more easily in a smaller pot. If they are growing too high, you can cut the tip out which will cause it to branch and become bushier. These plants like bright, indirect light with good air circulation. Keep away from heat sources and air conditioner vents. Ideally, the soil should dry out slightly between watering. Keeping it too wet all of the time can cause the plant to rot. Feed with Gro-Power tablets every three months. You can also fertilize with a good liquid once a month, if you prefer.

### Dragon Tree or Red Edge *Dracaena (Dracaena marginata)*

(Not the more common 'Dragon Tree' we see outdoors in our area).

One of the more popular interior plants is *Dracaena marginata* with their long, thin, pointed foliage that grows to about 12 inches long. They can become very impressive plants indoors or positioned on a patio. They are often planted with 3 to 4 plants in a container, or rooted from a heavy stump. Don't worry about them getting too tall because if you cut the growing tip out, it will cause the plant to branch, often with two or three new shoots from where it was cut. The stems have an interesting, almost scarred look that eventually form a tree-like trunk. I would suggest if the plant is more than three feet tall that you move it to a container at least 8 inches in diameter to keep it from tipping over. As the leaves age, they fall off so the plant looks clean. Fertilize with Gro-Power tablets every three months. Keep soil moist, but not soggy.

### Why Use Gro-Power Tablets?

This is a great fertilizer formed into a large tablet. What is so good about them is the slow release plant food that you only apply to your potted plants about every three to six months. Most often, we recommend using them at three month intervals. They work well for larger bonsai plants, but probably six month intervals on these (you don't want them to grow too fast). Gro-Power tablets adequately feed water lilies too, (apply twice in the growing season). For potted plants, a 6" pot or one gallon size, use one tablet. In an 8" pot or two gallon size, two tablets. Just drop the tablet in the container, water a few times and it falls apart for long term feeding. To feed water lilies, just poke it down into the soil. •





## Old Ben's Specials

Valid June 1-30, 2020

— OLD BEN'S BRAND —



Dove Nest Box  
or Birdhouse

Platform Seed  
Feeder

### Old Ben's Dove Nest Box/Birdhouse or Platform Seed Feeder

Two of our very best sellers at a fantastic price.

Your Choice

**Sale \$29.99** Reg. \$39.99

### No Mess Wild Bird Seed

The No Mess Advantage. Seed is hulled and chopped, will not sprout. Birds can eat all the seeds which attract fewer feeder pests.

20lb. bag

**Sale \$34.99** Reg. \$39.99

### Nyger Seed

Attracts Lesser Goldfinches and many other small birds. 25lb. bag

**Sale \$49.99** Reg. \$59.99

### Dove & Quail Seed

A very popular blend. Many other wild birds love this blend too.

25lb. bag

**Sale \$19.99** Reg. \$24.99

*All specials limited to stock on hand.  
No special orders. Cannot be combined  
with any other discount or offer.*

## Old Ben: Wild Parrots Of San Diego Born To Be WILD

By Old Ben



In San Diego's older neighborhoods of Ocean Beach, Point Loma, Pacific Beach, Banker's Hill, El Cajon, Clairemont, La Mesa, and Lakeside, amongst the trees, are flocks of wild green parrots or Red Crowned Amazon Parrots. These parrots know paradise when they fly over it. San Diego has one of the largest populations of these birds.

In the early morning or evening if you are walking through one of these neighborhoods, you will hear these birds screeching as they fly over. They always travel in flocks and if you are lucky, you will see them land in eucalyptus and palm trees.

How did they get to San Diego? Legend has it that decades ago, the birds were released by a pet shop owner. The truth is not completely clear, but most bird experts believe that some are escaped pets.

There are some people who are not wild about these birds, saying that the parrots are obnoxious and are a loud nuisance. They may not be as graceful as the hummingbird. However, who can't find joy in seeing these parrots preening on the power lines, high on tree limbs, or seeing the flock soaring above the city streets below?

These parrots are very social. They use their calls to communicate with each other, to head off danger from birds of prey, and announce their coming and going.

The parrots are just over one foot in length. Their brilliant green feathers, green cheeks, and red forehead will catch your attention. If you see one, you would see blue and red feathers under their wings and yellow tail feathers.

Breeding takes place between March and May. The couple lives together in the nest, usually a palm tree, caring for 2 - 5 eggs over an incubation period of 25 - 31 days.

These green parrots were born to be wild. Domestication has made them into fun loving birds, but there is something wonderful about watching them and hearing them being free to fly. •

#### Old Ben's Promise

— I believe ingredients should come from nature, not a lab.

— I believe wild bird food should be made only with ingredients I am proud to share.

— I believe wild bird food should be simply prepared with as little processing as possible.

— I believe wild bird food should be made with a commitment to quality.

— Nature has nothing to hide; neither should your wild bird food.

#### — Ask Old Ben —

Ask Old Ben questions about birds, show him your bird photos, or share your birding experiences at

[askoldben@aol.com](mailto:askoldben@aol.com)

## Recipe: Quinoa Salad

By Melanie Potter

We had this salad served at a fitness club event. It is great for a potluck or as a main dish if you want to add chicken to it. I've made it with grains other than quinoa and added shredded spinach, cabbage, arugula or diced zucchini and peppers.

*4 cups water*

*2/3 cup chopped dried fruit (such as apricots, raisins, cranberries, figs, currants)*

*1/4 cup chopped cilantro*

*1/4 cup chopped fresh mint*

*1/2 cup chopped fresh parsley*

*Salt to taste*

*1 cup red quinoa or rainbow quinoa, rinsed*

*1/4 cup lightly toasted pistachios*

*1/4 cup lightly toasted almonds, chopped*

*1/4 cup chopped walnuts*

*2 teaspoons lemon zest*

For the dressing:

*1/4 cup fresh lemon juice*

*Salt to taste*

*1 small garlic clove, puréed (optional)*

*1/4 teaspoon ground cinnamon*

*1 teaspoon pomegranate molasses or maple syrup (Optional since the dried fruit provides sweetness)*

*1/3 cup extra virgin olive oil*

1. Bring water to a boil in a 3-quart saucepan and add quinoa and salt to taste. Bring back to a rolling boil, then reduce heat slightly and boil gently for 20 minutes, or until you see a thread emerge from the blond and red quinoa. Drain and shake well in the strainer, then return to pot. Cover pot with a dish towel and then place a lid over the dish towel and let sit for 10 to 15 minutes undisturbed. Transfer to a large bowl.

2. Meanwhile, whisk together lemon juice, salt, garlic, cinnamon, and pomegranate molasses. Whisk in olive oil.

3. Toss together quinoa and dressing. Add remaining ingredients and toss together. Transfer to a platter, a wide bowl or individual plates and serve. ●

## To Do List: June

### Fertilize

For lawns, use Marathon Fertilizer for tall fescue, and Bonide DuraTurf Weed & Feed to feed grass and control broadleaf weeds. Feed ornamentals with Gro-Power. Feed vegetables with Gro-Power Tomato and Vegetable Food or Dr. Earth Organic Tomato and Vegetable Food. Feed citrus, Avocado, and fruit trees with Gro-Power Citrus and Avocado Food. Feed palms and tropicals with Gro-Power Palm Tree and Tropical Food.

### Prune

- > Ornamentals for shape.
- > Dead head roses, dahlias & other flowering plants.
- > Prune stone fruits after harvest.

### Pest Control


Look for slugs and snails; apply Sluggo or Sluggo Plus. Watch for mildew, rust and rose slug on roses; spray with Bayer 3 in 1 Insect Disease and Mite Control. Eliminate sowbugs, earwigs, cutworms, slugs and snails in vegetable gardens with Sluggo Plus. Keep flies around trash cans under control by using fly traps that can catch them before they invade your trash.

### Plant

- > Bedding plants
- > Bougainvillea, Hibiscus & tropicals
- > Fruit trees
- > Shrubs
- > Look for Jacaranda, Magnolias, Hydrangeas, Star Jasmine, Dipladenias, Plumeria, Fuchsias, & roses
- > Summer vegetables & annuals ●



Feed grass and control weeds



Feed palms and tropicals



Plant Bougainvillea



Plant vegetables of course!



## Grow Blueberries

continued from p3

**O'NEAL:** This variety is often considered to have the best flavor of the Southern Highbush Blueberries. Large dark blue fruit matures very early from summer to early fall. This one will grow to 5 to 6 feet tall and as wide.

**SOUTHMOON:** This variety produces large sky blue fruit that ripens in summer. Highly productive in areas of cooler winter hours. White bell-shaped flowers and colorful fall foliage are added benefits. May lose all foliage in winter. The plant can reach 6 feet tall and wide.

**SUNSHINE BLUE:** Pink blooms, fade to white and yield abundant crops of large tangy fruit. This is a very low chill variety that grows well and produces even in our coastal areas. Semi-dwarf to about 3 to 4 feet. •

## Garden Classes: June

Saturday classes are **FREE** and last about an hour. Complimentary coffee is served. During inclement weather, classes are held indoors in San Diego and on the covered, heated patio in Poway. Topics are subject to change. See the full schedule at <https://www.walterandersen.com/classes-events/>.

**SAN DIEGO | 9:00AM**

No Classes  
Until Further Notice

**POWAY | 9:30AM**

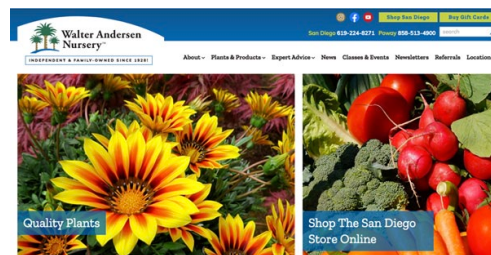
No Classes  
Until Further Notice

## Fruit Tree Supply

continued from p1

is flecked with gold, weighing an average of 7-11 oz. Known for rivaling Hass in quality; Gem avocados have a fantastic, rich flavor. Gem avocado is a semi-compact, vase shaped tree that bears the fruit mostly in clusters interior in the tree, which protects them from the elements. Gem also produces a good crop every year. •

## Your Garden Resource



Don't forget to check out our website. Gift cards are available for purchase on the site for Father's Day! You can peruse 16 years of archived newsletters and find tip sheets on gardening and plant care. Learn more about gardening at [www.walterandersen.com](http://www.walterandersen.com). •

Don't Forget Dad!  
*Father's Day*  
Is Sunday, June 21st



**Walter Andersen  
Nursery™**

INDEPENDENT & FAMILY-OWNED SINCE 1928!

SAN DIEGO'S GARDEN RESOURCE

*GardenTalk*

## Visit Our 2 Locations

### SAN DIEGO

3642 Enterprise Street  
San Diego, California 92110  
619-224-8271

### POWAY

12755 Danielson Court  
Poway, California 92064  
858-513-4900

## Visit Us Online



[walterandersen.com](http://walterandersen.com)



[facebook](https://www.facebook.com/walterandersennursery)



[instagram](https://www.instagram.com/walterandersennursery)



[youtube](https://www.youtube.com/walterandersennursery)



[shop](http://www.walterandersen.com/shop)



## Poway Rose Show: Home Edition

By Melanie Potter

Well, we can truly say that the 2020 Poway Rose Show was unlike none other. It's the first time we relied on your photos to share since we are in the midst of an unprecedented pandemic. Thank goodness for technology so we could still bring you a look at what is blooming in the gardens of our rose enthusiasts. Thanks to those who sent us photos and we hope to dazzle you with all this eye candy! •




**Barbara Lester** 'Jump for Joy'



**Barbara Lester**  
'Belle Story'




**Barbara Lester**  
'Twilight Zone'



**Beth Van Boxtel**  
'Parfum de Grasse'



**Barbara Lester** 'Lyda Rose'



**Beth Van Boxtel**  
'Distant Drums'



**Barbara Lester**  
'Teasing Georgia'



**Barbara Lester**  
'Lady of the Dawn'



**Barbara Lester**  
'Sparkle 'n' Shine'



**Barbara Lester**  
'Lady of Shallot'



**Joel**



**Beth Van Boxtel** 'Dusty Rose'



**Barbara Lester**  
'Show Biz'



**Linda West**  
'Flaming Beauty'




**Joel**



# Poway Rose Show: Home Edition continued from p6



**Kristine Russell** 'Ambridge Rose'



**Maureen McReynolds**  
'Yves Piaget'



**Maureen McReynolds** 'Gertrude Jekyll'



**Ruth Lim** 'Black Baccara'



**Maureen McReynolds**  
'Eden Climber'



**Kristine Russell**  
'Passionate Kisses'



**Kristine Russell**  
'Mr. Caleb'



**Allen West** 'Peace'



**Amber Fehling**  
'Hot Cocoa'




**Amber Fehling**  
'Just Joey'



**Amber Fehling**  
'Moonlight Romantica'



**Ruth Lim** 'Double Delight'




**Amber Fehling**  
'Michelangelo'



**Amber Fehling**  
'Ketchup and Mustard'



**Chris Billimoria**  
'Mother of Pearl'



**Janette Martinez**  
'Fame!'



**Janette Martinez**  
'Strike It Rich'