



**Walter Andersen
Nursery™**

INDEPENDENT & FAMILY-OWNED SINCE 1928!

SAN DIEGO'S GARDEN RESOURCE

GardenTalk

—• IN THIS ISSUE —•

A Berry Berry Good Spring	1
Words From Walter: Protea	1
Garden Talk Radio Changes	1
Shamrocks, Sorel & Oxalis	2
Ada Perry's By Mail!	2
'RazzMatazz' Grape Coming	3
Prevent Citrus Leaf Miner	3
Old Ben: Story Of Niger Seed	4
Old Ben's Specials	4
To Do List: March	5
March Garden Classes	6

Changes Coming To GardenTalk Radio

By Ken Andersen



With the KFMB radio stations being sold, the fate of GardenTalk Radio is currently up in the air. We are considering changing radio stations if we can find a good time slot or going to a live and recorded podcast. Follow the nursery's Facebook page at www.facebook.com/walterandersens or the GardenTalk Radio Facebook page at <https://www.facebook.com/GardenTalk-Radio-by-Walter-Andersen-Nursery-1612389342307392/> for updates. •

Have A Berry Berry Good Spring

By Melanie Potter



After buying strawberries at the market, I am reminded how easy they are to grow at home. How they taste a wee bit better, and how homegrown doesn't break the bank. Have you seen the price of berries sold in the grocery stores? Do you notice the variety of berries is never listed? Are those blueberries Sharps


Blue or South Moon? If you grow them, you know them.

Berries like full sun and regular water. If you aren't sure which variety to choose, try to determine the flavor profile you like such as sweet, tart, firm, or juicy. We always advise to grow what you like to eat.

[continued p2](#)

Words From Walter: Protea A Welcome Transplant in San Diego Gardens

By Walter Andersen, Jr.



These unusual plants are magnificent specimens and the blooms are spectacular. They can be enjoyed on the plant or as a cut flower. Many people dry the blooms and use them in everlasting arrangements.

Most are from Africa or Australia and because of the climate they are used to, they require a little planning when choosing the right location to plant. The most desirable spot is in full sun. Well drained soil or planting

[continued p3](#)

Shamrocks, Sorrel & Oxalis—In Time For St. Pat's!

By Melanie Potter



If you are dreaming of having shamrocks for St. Patrick's Day, don't get your hopes up. There may be some confusion between them and Oxalis because they aren't the same plant.

Shamrocks are *Medicago lupulina* and include hope clover, yellow trefoil and black medick. They aren't readily available in our neck of the woods. Oxalis comes from the sorrel family and this is what you find in stores around the holiday.

They do all have leaves divided into three leaflets, symbolizing the Trinity. Sadly, many people consider them weeds and are immune to their charm.

As usual, both stores will have this sentimental favorite which ironically has some varieties native to South Africa, Washington to California, and Mexico. Ireland is not mentioned! Most like woodland areas and become dormant in warmer weather. The emerald green leaves may sport blooms in white, pink or yellow. We'll have Oxalis regenelli "Shamrock" and Oxalis triangularis "Purple Shamrock". •

Berry Berry Good Spring continued from p1

Here are some berry good choices:

Strawberries

Strawberries can be planted in the ground or pots. We even sell strawberry pots with many pockets so you can plant a six pack all at once. Buy **Albion, Chandler, Eversweet, Ft. Laramie** or **Seascape**. Fruit production, quality and harvest are what distinguish between the different types of strawberries which can be everbearing, June-bearing or Day-neutral. Fruit production on June-bearing and everbearing strawberry plants is affected by day length, temperatures and climate zone. Everbearing strawberry plants begin to form flower buds when day length is 12 hours or more per day. True everbearing strawberry plants produce two to three separate yields of strawberries, one crop in spring to early summer, another crop in midsummer in cooler climates, and the last crop in late summer to early fall. Day-neutral strawberry plants usually produce fruit throughout the growing season.

Blueberries

Choose from **Emerald, Jelly Bean, Jubilee, Misty, O'Neal, Peach Sorbet,**



Pink Icing, Pink Lemonade, Sharp's Blue, South Moon or **Sunshine** (which grows very well in San Diego and is compact. It's also self fruitful so you don't have to get another blueberry to pollinate it). A blueberry bush may give you year round interest in the yard as some varieties have magnificent fall foliage.

Blackberries

We have **Babycakes, Black Satin, Kiowa, Marion, Navajo, Olallie, Snowbank** and **Triple Crown**.

Raspberries

Available are **Baba, Caroline, Fall Gold, Nova** and **Shortcake**. •



Ada Perry's By Mail!

Do you love **Ada Perry's Magic Formula** as much as we do? We now offer it for sale online, with shipping included! You can find single and double boxes at the Walter Andersen Nursery online store and you can pair it with our book, **How To Prune Fruit Trees And Roses**. If you know someone outside of San Diego who loves roses, you can send them Ada Perry's Magic Formula. Go to <https://shopwalterandersen.com/collections/all> to see what is available online. •



'RazzMatazz' A Great Grape Coming Soon



- > 20 years of research & testing.
- > Combines sweet flavor and crisp texture of table grapes; disease resistance and native hardiness of muscadines.
- > First ever continuously fruiting grape, setting blooms and fruit all summer. RazzMatazz delivers up to 24 clusters on each shoot.
- > Can be grown in a hanging basket!
- > Grow on a trellis or fence placed in a sunny area. Self pollinating.
- > So unique, it's patented as a whole new grape cultivar
- > Planting Tip: Each vine requires about 15 ft. of growing space with at least 8 hours of sunlight. •

Words From Walter: Protea continued from p1

on a slope is essential, with some wind or air movement.

After they are established, they should not be watered more than once a week. Areas that stay wet, like a lawn, are not good growing conditions for Proteas. Prepare a large hole, approximately 18" to 30" in diameter and about 16" deep. Mix between 1/4 and 1/3 fir bark or coarse redwood shavings. Use this mixture to backfill around the root ball of the new plant, being sure the top of the original root ball in the container is the same height or slightly higher than the surrounding soil.

Make a basin about 2" high and about 24" in diameter. Fill the basin twice after planting to allow the water to compact the soil. Water about once a week, being sure to allow it to dry a little between waterings. As the plant grows and matures, water over a larger area but less often. Proteas require very little fertilizer. Gro-Power used at half strength about every eight weeks is all they need. Avoid high phosphorus fertilizers. Protea like slightly acid soils so a pH of about 6.5 is most desirable. It is recommended that you do not stake the plants but let them grow naturally. Cut the



blooms with long stems and enjoy them indoors. This also prunes the plant and it will be bushier. A light application of an iron supplement two times a year will keep leaves a darker green.

If you choose to grow them in containers, we suggest using a well draining potting soil or cactus mix as a potting medium. Container grown plants will also do a little better in partial shade as the pots dry out faster. •



Save The Date: Prevent Citrus Leaf Miner



When: The middle of May.

What: It's time to put out Citrus Leaf Miner traps.

Where: On all your citrus trees.

What is this for? The pheromone traps catch the male leaf miner moth before it can fertilize eggs. If you have citrus, you've likely seen the damage these pests can cause. Citrus leaves will curl and have what looks like a trail running through the leaf. That damage is caused by larvae as they tunnel through the leaf to eat. Don't put them out yet, it's too early to start trapping the moths. You can also use Captain Jack's starting in mid May.

Old Ben's Specials

Valid March 1-31, 2020

— OLD BEN'S BRAND —



Wire Mesh Nyger Seed Feeders

Finches love these feeders when filled with Old Ben's Nyger seed. Feeders are made of cedar and stainless steel mesh. Hand-painted by a local artist.

Regular Size

Sale \$39.99 Reg. \$49.99

Jumbo Size

Sale \$54.99 Reg. \$64.99

Nyger Seed

Attracts Lesser Goldfinches and many other small birds. **25lb. bag**

Sale \$49.99 Reg. \$59.99

No Mess Wild Bird Seed

Seed is hulled and chopped, will not sprout, birds can eat all the seed which attracts fewer feeder pests.

20lb. bag

Sale \$34.99 Reg. \$39.99

Classic Wild Bird Seed

Classic Mix that attracts a wide variety of wild birds. NO fillers in this mix. **20lb. bag**

Sale \$24.99 Reg. \$29.99

All specials limited to stock on hand. No special orders. Cannot be combined with any other discount or offer.

Old Ben: The Story Of Niger Seed

By Old Ben



Niger Seed Flowers



What's In A Name

The seed of the African daisy, *Guizotia abyssinica*, is known by many names: Niger, Nyger, Nyjer or Niger seed. The birdseed was originally called niger in reference to Nigeria and the plant's geographic origin. The name was trademarked as Nyjer in 1998 by the Wild Bird Feeding Industry, to clarify proper pronunciation (NYE-jerr). Many birders also call it thistle seed, but Nyjer is not related to thistle plants, flowers, or seeds. It is believed that calling the seed thistle may have become popular because goldfinches, which love Nyjer, also feed on thistle and use thistledown in their nest building.

The Seed

Native to Ethiopia and Malawi, Nyjer seeds are also grown in India. Nyjer seed resembles sunflower seeds in shape, but are MUCH smaller in size and are black. Nyjer has a thick seed coat and can be stored for up to six months under ideal conditions without deterioration. Nyjer seed contains proteins, oil and soluble sugars. Nyjer seed is used as bird feed worldwide. Commercial Nyjer seed is grown in Africa, India and other areas of Southeast Asia.

Problem With Imported Seed

The problem with imported Nyjer seed is that it's often accompanied by seeds of the dodder family. Dodder is a parasitic plant that grows no leaves of its own. The seeds can stay dormant in the ground for up to 20 years. When something grows near it, the seeds sprout roots which then begin to infiltrate the host plant. It

produces seed, kills the host plant and dies, and the whole cycle begins again. This is not a plant we want in our country! In 1982 large shipments of Nyjer seed landed at ports in California and were found to be infested with dodder seeds. A process had to be done to clean the Nyjer or it would not be allowed into the U.S.

Enter George Strasser

Strasser worked for the USDA and was given the task of inventing a way to eliminate the dodder seeds in the Nyjer shipments. In the process, he had to make sure the oil content of the Nyjer was not completely destroyed so the seed would still be viable as bird food.

After several failed attempts, Strasser devised a method where contaminated Nyjer seed was run through ovens on conveyor belts. The seed was heated to the boiling point, which was 212 degrees F for dodder seed. Dodder is mostly water, so it reached the boiling point faster than Nyjer seed and in the process killed the dodder, while the Nyjer was not compromised. Although the oil in the Nyjer seed remained, the seeds were rendered sterile in the process. While this treatment killed the dodder, it was insufficient to kill seeds of other noxious weeds. In 2001, a new treatment required that imported

[continued p6](#)

— Ask Old Ben —

Ask Old Ben questions about birds, show him your bird photos, or share your birding experiences at

askoldben@aol.com

Bird Feeders & Nesting Boxes



Now at Walter Andersen Nursery, we have a large assortment of wild bird feeders and nesting boxes made in Old Ben's Workshop with American-made materials. Many items are hand-painted by a local artist. Check out our NEW dove nesting box and nesting shelf. •

Seed Starting Workshop



Join us Saturday, March 19 at 9:30am at the Poway store for a Seed Starting Workshop with Brijette from San Diego Seed Company. There is a \$35 fee and the class is limited to 25 people. Participants will take home starter trays with many different seeds available. RSVP and prepay to 858-513-4900. •

• MAKE A NOTE •

Poway store hours will change starting March 9th. Hours will be:
Monday-Friday 9am - 6pm
Saturday & Sunday 9am - 5pm


To Do List: March

Prune

Camellias and Azaleas after blooming to shape. Cut back frost damaged plants and feed with Gro-Power to encourage new growth and regeneration.



Prune Camellias after blooming



Prune Azaleas after blooming

Fertilize

Roses and Shrubs with Gro-Power or Gro-Power for Roses. Feed Citrus, Avocado, and Fruits with Gro-Power or Gro-Power Citrus & Avocado Food.



Plant Avocados



Plant warm season vegetables like tomatoes

Plant

- > Plant Citrus, Avocados, and tropical and sub-tropical fruit.
- > Start to replace cool season bedding plants with warm season plants.
- > Plant warm season vegetables like tomatoes, peppers, and squash.
- > Be sure to amend the soil with good organic compost. Big Harvest Bale is great for edibles and ornamentals.


Look For:

Azaleas, Spirea, Tuberous Begonias, Caladiums, Calla Lilies and Roses. •

Our Second Annual Growchella!

GROWCHELLA

**SAVE THE DATE FOR OUR
SECOND ANNUAL GROWCHELLA!**
**THIS IS A FREE EVENT TO MEET SOME OF
OUR VENDORS AND OTHER INDUSTRY
EXPERTS AT THE SAN DIEGO STORE! LEARN
MORE ABOUT YOUR FAVORITE PRODUCTS
AND GROWING TIPS ON MAY 2ND FROM
11AM TO 1PM AND ENJOY SPECIALS FOR
THAT DAY ONLY!**



Fertilize roses



Caladiums

Niger Seed

continued from p4

Nyjer seed must be heat treated at 248 degrees F for 15 minutes.

Other Uses

- > The seed's oil is widely used for industrial purposes such as making soap, paints and different types of emulsions.
- > A paste made from ground Nyjer Seed, mixed with ground flaxseed is used in Ethiopia for treating leather.
- > Nyjer oil cake, which consists of residues obtained after processing the seeds to make oil, is rich in protein and is used to feed livestock. •

Garden Classes: March

Saturday classes are **FREE** and last about an hour. Complimentary coffee is served. During inclement weather, classes are held indoors in San Diego and on the covered, heated patio in Poway. Topics are subject to change. See the full schedule at <https://www.walterandersen.com/classes-events/>.

SAN DIEGO | 9:00AM

3/7

Incredible Staghorn Ferns:
Remounting & Care

3/14

Plant This Not That:
Spring Edibles

3/21

Container To Table
Gardening: Veggies & Fruits

3/28

Attracting Pollinators
To Your Garden

POWAY | 9:30AM

3/7

Tomatoes with Farmer Roy

3/14

Seed Starting Workshop with
Brijette from San Diego Seed,
\$35, limited to 25 people, RSVP
& prepay to 858-513-4900

3/21

Spring Vegetables
with Richard Wright

3/28

Fruit & Vegetable Lore
with George

Rose Show Is May 9-10



Walter Andersen Nursery will hold its 21st Annual Rose Show May 9-10 at its Poway location. This popular event is free to enter and view. We hope to see you soon! •



**Walter Andersen
Nursery™**

INDEPENDENT & FAMILY-OWNED SINCE 1928!

SAN DIEGO'S GARDEN RESOURCE

GardenTalk

Visit Our 2 Locations

SAN DIEGO

3642 Enterprise Street
San Diego, California 92110
619-224-8271

POWAY

12755 Danielson Court
Poway, California 92064
858-513-4900

Visit Us Online



walterandersen.com



[facebook](https://www.facebook.com/walterandersennursery)



[instagram](https://www.instagram.com/walterandersennursery)



[youtube](https://www.youtube.com/walterandersennursery)



[shop](#)