




WALTER ANDERSEN
NURSERY™

Garden Talk

SAN DIEGO'S GARDEN RESOURCE

San Diego's Independent Nursery Since 1928™

NOVEMBER 2019



IN THIS ISSUE

Late Blooming Camellias	1
Thinking About Christmas	1
Florida Keys For A Plant Nerd	1
Wreath Making Workshop	3
To Do List: November	5
Let's Grow Strawberries	5
Wild Bird Treats You Can Make	6
Old Ben's Specials	6
A Thanksgiving Wish	7
2020 Bare Root Fruit Trees	7
Holiday Open Houses	8
November Classes	9
November Special	9

The Florida Keys Make A Plant Nerd Drool!

By Ken Andersen



Atlas Moth

My family vacation this summer was to one of our favorite spots—Key West, Florida. Located about 160 miles southwest of Miami, the keys run almost due west after you leave the mainland of Florida. All of the

[continued p4](#)

Late Blooming Camellias For A Winter Floral Mix

By Kate Karam, Monrovia Nursery



Kramer's Supreme

In the quiet time after the excitement of fall fruits and foliage and just before the first blooms of roses, winter-into-spring blooming Japanese camellias fill the garden with fresh color and a bit of over-the-top storybook romance.

Camellia japonica blooms from late December through March depending

on the variety. Right now, in early fall is a perfect time in to plant them when the young fat buds and early blooms show the flower's color, shape, and form.

No garden with well-draining soil and a bit of shade (morning sun and dappled

[continued p2](#)

Thinking About Christmas & Some Interesting History

By San Marcos Growers

We just made it through Halloween and Thanksgiving is imminent, but we've been seeing signs of the Christmas season. We have a special and early arrival plant that stands about six feet tall. It's not blooming yet, but hold onto your Santa hat when we tell you we have giant poinsettias!

There is nothing bah humbug about them, growing up to 8 feet tall they are Euphorbia pulcherrima 'St. Louis Red'. They look much like a traditional poinsettia when blooming with 4 to 6 inch long medium green slightly dentate leaves and small yellow floral

[continued p4](#)



Camellias continued from p1



Buttermint

afternoon shade are ideal conditions) should be without these remarkable flowering shrubs. Did we mention they're a perfect fit for containers? And that the flowers are an excellent high-protein food for early pollinators? More? How about a fragrant one! Here are just a few to get you started.

(Note: *C. japonica*'s cousins, the *sasanquas* bloom much earlier from September to December, again depending on the variety. Here are a few of my *C. sasanqua* favorites.)

ZONES 7 TO 10

Buttermint

Beautiful buttery-yellow, semi-double smaller blooms adorn stems mid-winter to spring. Fresh, light scent puts it over the top. Filtered sun. Up to 6' tall and 4' wide. **Use:** Woodland or semi-shady spaces.

ZONES 8 TO 10

EARLY-SEASON BLOOMERS

Kick-off the New Year and banish any of winter's gloom with early-blooming camellias that will brighten all corners of the garden. Add some early-blooming hellebores for a totally dazzling show.

Silver Waves

Large, silvery white, yellow-centered, semi-double blooms contrast glossy dark green leaves. Full shade to filtered sun. Up to 8' tall; larger with age.



Silver Waves

Use: Bright blooms to light up shady spaces.

Nuccio's Bella Rossa

Look at those crimson-red petals! Abundant flowers open slowly over a long period for lengthy bloom season. Full shade to partial sun. Up to 8' tall and wide; larger with age. **Use:** Wonderful formal effect when massed.

Debutante

Light-pink, peony-style blooms are a delightful contrast to the glossy, dark green leaves. Full shade to filtered sun. Up to 8' tall and wide; larger with age. **Use:** Perfect for north side of house.

MID-SEASON BLOOMERS


As the garden begins to shake off the worst of winter, the next round of camellias start to open adding a luxe layer to the other earlier bloomers like flowering fruit trees and flowering shrubs.

Mathotiana Supreme

Memorably covered tip to toe with loads of huge double blossoms in a dazzling flaming crimson red. Filtered sun. Up to 8' tall and wide; larger with age. **Use:** Ideal to cover fences and walls.

Nuccio's Gem


Exquisite, right? Look for abundant sparkling-white petals to unfurl from tight buds over a long season. Filtered



Nuccio's Bella Rossa



Debutante



Mathotiana Supreme



Nuccio's Gem



Camellias continued from p2



Chandleri Elegans Variegated



Swan Lake



Pearl Maxwell

sun. Up to 8' tall; larger with age. **Use:** Add height to formal borders.

Chandleri Elegans Variegated

Spectacular, anemone-form, rose-pink blooms. Filtered sun. Up to 8' tall and wide; larger with age. **Use:** Lovely in a cottage setting.

LATE-SEASON BLOOMERS

Just as the roses, magnolias, and many flowering shrubs are coming on, late blooming camellias, not to be outdone, wrap up their season with a final spectacular display. As the flowers subside, you begin to once again appreciate the role of these elegant evergreen shrubs in the garden.

Kramer's Supreme

(Photo on page 1) Deep red buds open to magnificent peony-like, rosy-red flowers with a delightful fragrance. An old mid-season favorite. Full shade to filtered sun. Up to 8' tall and wide; larger with age. **Fun Fact:** Why are there so few fragrant *C. japonica*? Winter bloomers, they face little competition from other blooming plants that might to draw away pollinators. So, if scent is on your winter garden wish list, enjoy this one.

Swan Lake™

Snow-white peony-like flowers dance on graceful upright branches against glossy, dense foliage. Filtered sun. Up

to 8' tall and wide; larger with age. **Use:** Can a privacy screen get any better?!

Pearl Maxwell

Large clusters of shell-pink, double flowers cover this large, leafy beauty that's both formal yet deeply romantic. Filtered sun. Up to 8' tall and wide; larger with age. **Use:** Perfect candidate for an espalier.


Colonel Firey

An heirloom camellia loved for generations due to its perfectly-formed deep-red flowers and useful upright form. Filtered sun. Up to 8' tall and wide; larger with age. **Use:** Statuesque specimen or small tree. •



Colonel Firey

Wreath Making Workshop Is Featured Class At Poway Store



On November 23 the Poway store has scheduled a wreath making class. In this workshop you will learn how to make a holiday wreaths using traditional evergreen materials, dried flowers, and fresh garden herbs like rosemary and sage. Learn the basic tips and tricks to make simple and natural wreaths by hand with reusable wreath frames and wire. You'll learn the foundational techniques of flower crafting, and see examples of handmade wreaths, swags and bouquets.



The class is presented by our staff member Noelle, who is also a local flower farmer and floral designer from Ramona. Each student will go home with a handmade wreath of their own creation. Materials included. Class is \$15 and limited to 20 attendees. RSVP and prepay by calling 858-513-4900. •

Thinking About Christmas continued from p2

structures (technically called the cyathia) surrounded by showy, large, red colored bracts.

Plant in full sun in a moderately well drained soil and water occasionally during summer and fall. It is fairly drought-tolerant but grows larger and more luxurious with occasional water. Bracts and leaves are tender to any prolonged temperatures below freezing but stems seem hardy down into the high 20s. Their winter show may be damaged by any early frosts so it grows best in near frost, free coastal gardens. This is an old shrubby form of the Poinsettia that grows well in the garden, flowering well in winter to add to the holiday spirit.

San Marcos Growers received this plant from Dylan Hannon, curator of the Huntington Botanic Garden Conservatory who noted that the accession records described it only as an “old shrubby form” that they got from Paul Ecke around 1970 and they considered it a fine garden plant that bloomed reliably at Christmas when grown outdoors without any special treatment. San Marcos Growers sent pictures of this plant to the Ecke Ranch (now part of the Dutch flower conglomerate, Dümmen Orange) and Poinsettia breeder Ruth Kobayashi said that this plant looks like ‘St Louis Red’, an old variety that Paul Ecke once grew outdoors in Encinitas.


According to the information on the United States Botanic Garden website, this variety was the poinsettia grown throughout the United States and Europe until around 1920 and was first marketed as the St. Louis red poinsettia by Louis Bourdet of St. Louis around 1924. The species is native to Central America from southern Mexico (Guerrero, Oaxaca, and Chiapas) and possibly further south into Nicaragua and Costa Rica. It was long cultivated by the Aztecs, who called

it cuetlaxochitl and utilized the plant for decoration and extracted compounds from the bracts to be used as a dye and the white sap was used medicinally.

It became known as a holiday decoration through the efforts of Joel Roberts Poinsett (1779-1851), an American physician who was appointed by President James Madison to be the US Minister to Mexico in 1825 (after 1886 this position was called Ambassador). Poinsett was interested in scientific study and eventually co-founded the National Institute for the Promotion of Science and the Useful Arts, which later became known as the Smithsonian Institution. Poinsett maintained his own hothouses at his Greenville, South Carolina plantation and brought back and cultivated *Euphorbia pulcherrima* from Taxco del Alarcon in Guerrero after seeing it flourishing there when visiting the area in 1828. He later shared the plants with friends and botanic gardens and it was not long before it was introduced into cultivation commercially by Bartram Gardens, the company founded on the farm of John Bartram, the early American botanist, horticulturist and explorer that Carl Linnaeus once called “greatest natural botanist in the world”. Bartram’s Garden first exhibited the plant at a 1829 meeting of the Pennsylvania Horticultural Society and by 1834, the plant generally known as Poinsettia, was introduced to Europe. The name for the genus is derived from Euphorbus, the Greek physician of King Juba II of Numidia and later of Mauritania. In 12 B.C. King Juba named a cactus-like plant he found in the Atlas Mountains after his physician and later Carl Linnaeus assigned the name *Euphorbia* to the entire genus and the specific epithet ‘pulcherrima’ fittingly means “most beautiful”. •

The Florida Keys

continued from p1



Giant Traveler Tree

keys that you cross to get to Key West are different in looks and style and Key West is the most unique of them all. To tremendous history, varied architecture, a plant palette that makes a plant nerd drool, add a laid back vibe and you will find it is truly a must see.

Every day, we spotted amazing tropical plants growing on the island. Everywhere you look there is something spectacular to see. From my wife’s favorite, the Royal Poinciana, to plumeria, giant Traveler trees, and the lush gardens of the Hemingway estate, it just overloads your senses! There are a couple of “must sees” during a visit to Key West. One is

continued p5



Hemingway House

TO DO LIST: November

Fertilize

For lawns, use Marathon Fertilizer for tall fescue, and Bonide DuraTurf Weed & Feed to feed grass and control broadleaf weeds. Feed vegetables with Gro-Power Tomato and Vegetable Food or Dr. Earth Organic Tomato and Vegetable Food. Feed citrus, Avocado, and fruit trees with Gro-Power Citrus and Avocado Food. Feed palms and tropicals with Gro-Power Palm Tree and Tropical Food. Do not feed Camellias! BERMUDA LAWN CARE: De-thatch and over seed Bermuda lawns with annual Rye.



Olive tree

Plant

Look for fall bulbs, California natives and drought-tolerant plants. Fall color selections include Violas, Pansies, Snapdragons, fragrant Stocks, Pop-



Poppies

pies, and more. Look for Pyracantha, Cotoneaster, Camellias, Azaleas, and holiday plants. You'll find vegetables as well as potatoes, garlic and onions in mid-November. Looking for more edibles to plant? How about caneberries, strawberries, kiwi, asparagus, and olives? Look for potted bare root trees to arrive—Pomegranates and Figs. We don't have an arrival date so call the store to check. It should be mid to late November.

Pest Control

This month start dormant spraying with Liqui-Cop and Oil Spray. The wetter the winter, the more crucial dormant spraying becomes! Clean up all foliage from beneath deciduous fruit trees and roses. •

The Florida Keys

continued from p4



One of the many Hemingway cats

the Hemingway House, where Ernest Hemingway lived for 8 years (and wrote many of his books) and his home has been turned into a museum with walkable gardens, along with 59 cats (many polydactyl!) that are descendants of Ernest's cats from his time there. The other is the Key West Butterfly Conservatory. This beautiful Victorian style house is filled with lush tropical vegetation, rare birds, and you guessed it, butterflies! The Conservatory imports chrysalises from all over the world, hatches them and lets them live out their lives in the conservatory's garden. •



Let's Grow Strawberries

By Melanie Potter

Both stores are gearing up for bare root season and strawberries are just one of many offerings you can enjoy. Strawberries can be 'ever-bearing' or June Bearing varieties that produce a mass of fruit over a short period during spring, some earlier, and some later. 'Ever-bearing' varieties produce less fruit at one time, but over a much longer period, often into fall. June-Bearing varieties typically grow more vigorously with more runners; ever-bearing varieties spread less vigorously with fewer runners.

There will be five varieties in stock and here are some details about them.

Albion: The perfect dessert strawberry due to its high sugar content. Bursting with sweetness, this newer ever-bearing selection has firm texture & superior flavor. It is high yielding, tolerates heat and has excellent disease resistance.

Chandler: Popular with home growers because of its intense strawberry flavor. It offers distinct flavor and sweetness, unlike other varieties that

continued p9



Old Ben:

Wild Bird Treats You Can Make At Home

By Old Ben



Platform feeder on sale!

Watching birds has been a hobby of mine for the past 40 plus years. It brightens up my day to see my feathered friends fluttering outside the window and brings joy and wonder in the spring, summer, and fall.

Below are some recipes and ideas that I have enjoyed using to attract wild birds to my yard, especially in the fall and winter.

Bird Seed Cookies

- 3/4 cup white flour
- 1/2 cup water
- 1 envelope unflavored gelatin
- 3 tbs corn syrup
- 4 cups of Old Ben's Classic Wild Bird Seed
- Mixing bowl
- Wax paper or non-stick spray
- Cookie sheet
- Cookie cutters

Put all the ingredients in a bowl except bird seed and mix until well combined. Mix in bird seed. Spray your cookie sheet with the non-stick spray or line with wax paper. Spread the bird seed mixture evenly on the cookie sheet. Use the cookie cutters to cut out your desired shapes. Use a straw to make a hole at the top of each cookie. Allow the cookies to harden over night. Once the cookie treats become hard, place twine through the hole and tie them on tree branches and bushes.

Birdseed Garden

You can use a couple handfuls of Old Ben's Classic Birdseed to grow your own birdseed garden. Find a nice, sunny spot in your yard where you can add a garden (be sure you can see it well from a window if you bird watch from inside).

Work up the soil just as you would for a flower or vegetable garden.

Sprinkle the seeds evenly over the garden, and lightly rake them into the soil. Keep the soil evenly moist, with gentle watering until the seeds begin to sprout. Usually once the seeds have sprouted, there is not much more that needs to be done. Allow the plants to grow and reach maturity. Let the plants go to seed and dry on the stalk.

Birds will harvest these seeds in fall and winter.

Some plants that are good to include in a birdseed garden are cosmos, purple coneflower, zinnias and coreopsis.

Feeding birds is a wonderfully enjoyable and relaxing activity, and so is making your own bird treats!

Easy Peanut Butter Suet

- 2 cups chunky peanut butter
- 1 cup lard (usually available in the meat department of your grocery store)
- 2 cups oats
- 2 cups cornmeal
- 1 cup white flour
- 2 cups Old Ben's Classic Wild Bird Seed
- 2 cups mixed fruits, such as fresh cranberries, orange or apple pieces

Melt the lard and peanut butter together. Add the remaining ingredients and mix well. Fill muffin tins or another mold with the mixture. Store in the freezer until you're ready to use. Place in suet baskets, on platform feeders, or on a fence post. •

Old Ben's Specials

Valid November 1-30, 2019

Old Ben's Platform Feeder

Ideal for most birds. Stainless Steel mesh bottom allows rain to drain through the seed.

Sale \$39.99 Reg. \$49.99

Old Ben's Birdhouse Platform Feeder

Both Constructed of cedar woods and stainless steel wire. Platform feeder decorated by a San Diego artisan for Old Ben's Workshop. Birdhouse platform feeder is not painted. No two feeders are exactly alike.

Sale \$29.99 Reg. \$39.99

Old Ben's Classic Wild Bird Seed

Classic Mix that attracts a wide variety of wild birds. NO fillers in this mix. **20lb. bag**

Sale \$24.99 Reg. \$29.99

Old Ben's Nyger Seed

Attracts Lesser Gold Finches and many other small birds. **25lb. bag**

Sale \$49.99 Reg. \$59.99

Old Ben's Anniversary Mix

95% No Mess. Seed will attract wild birds of all sizes. Great ingredients, including, mealworms, tree nuts, cranberries and many more irresistible grains. **20lb. bag**

Sale \$34.99 Reg. \$44.99

All Old Ben's Seed blends now contain calcium for stronger bones and better egg shells.

All specials limited to stock on hand. No special orders. Cannot be combined with any other discount or offer.

A Thanksgiving WISH

By Ken Andersen



Every year at the Thanksgiving table, my family and guests take a moment for each person to talk about what they are thankful for. Not everyone has a table laden with food, not everyone has the opportunity to come together for a holiday, and not everyone has a family. **This year, our stores are participating with the Rotary Club of Poway-Scripps to hold a holiday supply drive for Corazon de Vida, an orphanage in Tijuana.**

Their needs are simple but when housing children of various ages, these items are much needed. If you can help, please bring anything listed below to either of our stores.

What they need is:

Toilet Paper	Shaving Cream & Razors
Detergent	Diapers—Size 4 & 5 Only
Bleach	Body Lotion
Dish Soap	Hair Gel
Liquid Detergent	Sun Screen
Cooking Oil	Girls' Hair Ties
Heavy Duty Mops & Brooms	Pine-Sol Type Cleaners
Large Heavy Duty Trash Bags	Juice Boxes
Feminine Products	Granola Bars
Baby Wipes	Smart & Final or Costco Gift Cards

Please note: They cannot accept candy, shoes, or clothing.

We will have a box at our stores for your generous donations. We thank those who help make our holiday drives so successful and we wish you a happy and safe holiday season. As you read this, you may wonder about the fate of abandoned and orphaned children. You can learn more about how Corazon de Vida helps them at <https://www.corazondevida.org>. •

Dates To Remember



November 27

Poway store closes at 3pm

November 28

Thanksgiving

Both stores closed



December 7 | 11am-1pm

Poway Holiday

Open House

December 14 | 11am-1pm

San Diego Holiday

Open House

December 24

Christmas Eve

Poway store closes at 2pm

December 25

Christmas

Both stores closed



December 31

New Year's Eve

Poway store closes at 2pm

January 1

New Year's Day

Both stores closed

2020 Bare Root Fruit Tree List Is Here!



See our 2020 Fruit Tree List for what both stores are stocking in our bare root selection. <http://www.walterandersen.com/2020-bare-root-fruit-tree-list-is-here/>. •



Walter Andersen
Nursery™

Shop for holiday décor &
gifts for friends and family!

Holiday Open Houses



Poway ❄️ **December 7**
from 11am-1pm

- ❄️ Special vendors sharing gift ideas
- ❄️ Free photos with Santa!
- ❄️ Hot dogs grilled by our own David Ross

San Diego ❄️ **December 14**
from 11am-1pm

- ❄️ Free photos with Santa!
- ❄️ Grilled hot dogs
- ❄️ Face painters

Join Us!

Garden Classes

NOVEMBER

Saturday classes are **FREE** and last about an hour. Complimentary coffee is served. During inclement weather, classes are held indoors in San Diego and on the covered, heated patio in Poway. Topics are subject to change. See the full schedule at www.walterandersen.com/calendar/.

SAN DIEGO | 9:00AM

11/2

Dormant Fruit Trees

11/9

Organic & Natural
Gardening

11/16

Pruning Stone Fruits

11/23

No Class

11/30

No Class

POWAY | 9:30AM

11/2

Fairy Garden Workshop
\$20 Materials Fee, Limited to 15 People.
RSVP & Pre-Pay to 858-513-4900

11/9

Read a Book & Play a Game

11/16

Fruit Tree Pruning & Spraying

11/23

Wreath Making Workshop
\$15 Materials Fee. Limited to 20 People.
RSVP & Pre-Pay to 858-513-4900

11/30

No Class

Strawberries

Continued from p5

have traded taste for greater disease resistance or increased yields. Inside is red and juicy.

Eversweet: Perfect for patio gardens. This everbearing plant produces sweet, long, cone-shaped fruit in its very first year. It will continue producing even when temperatures exceed 80 degrees F. Ripens in summer and continues to fruit into fall.

Ft. Laramie: Ever-Bearing, this strawberry is one tough cookie! It's a super-sturdy variety that thrives in all parts of the country and will hold up to even the worst winters without mulch. Fort Laramie strawberries produce a fair amount of runners, and huge crops of bright scarlet berries that are bursting with juice. Their honey-sweet flavor is excellent fresh and for use in jams, jellies, preserves, and desserts of all kinds.

Seascape: This produces very large, firm fruit which have good color & flavor when picked ripe. This popular variety has a general flexibility in planting dates and areas. •

November Special *Valid November 1-30, 2019*

\$20 OFF 1/2 Oak Wine Barrel Planters

Regular Price \$49.99

Perfect planter for dwarf citrus and other patio plants. Barrels are undrilled but can have drain holes drilled at no additional charge.

Specials limited to stock on hand. No special orders. Cannot be combined with other offers or discounts. While supplies last. Hedge Fund\$ may be redeemed.

Visit Our 2 Locations

SAN DIEGO

3642 Enterprise Street
San Diego, California 92110
{619} 224-8271

POWAY

12755 Danielson Court
Poway, California 92064
{858} 513-4900



WALTER ANDERSEN
NURSERY™

San Diego's Independent Nursery Since 1928™



walterandersen.com



[facebook](#)



[instagram](#)



[youtube](#)



[shop](#)