



WALTER ANDERSEN NURSERY™

# Garden Talk

SAN DIEGO'S GARDEN RESOURCE

San Diego's Independent Nursery Since 1928™

MAY 2016

## IN THIS ISSUE

When Life Gives You Grapes	1
An Orchid For Your Yard	1
New Perennials For Spring	1
Rare Bird Makes A Sighting	2
Old Ben: Steller's Jays	3
These Tomatoes Going Fast	4
Dwarf Jacaranda Packs Punch	4
New Ways To Garden	5
What Is African Blue Basil?	6
Dead Bug Brew	6
Poway Rose Show	7
May Garden Classes	8

## New Perennials For Spring



Decadence® Lemon Meringue

We have two new perennials to share for spring that sound mouth wateringly delicious. Meet **Blueberry Sundae** and **Lemon Meringue**, new to the **Baptisia (False Indigo)** family.

**Decadence® Baptisias** will certainly steal the show in a landscape. Their unusual coloration and tall, strong stems are a beautiful sign of warmer weather to many homeowners. They are hardy to zone 4 and will grow nearly three feet tall. When fall comes around, don't rush to trim

[continued p2](#)

## When Life Gives You Grapes, Make Wine!

By Ken Andersen



The new WAN micro-vineyard in Poway.

When it came time to ponder what to do with some empty space at our Poway store, we didn't dwell on it for too long and installed a micro-vineyard as a demonstration garden. We selected three wine grapes, Cabernet Sauvignon, Merlot, and Zinfandel, and one table grape, Flame. To keep it simple and save space, we elected to head-train the Zinfandel, Merlot and Flame on stakes while the Cabernet

cane trained along the fence line so you can see how both options work. Head training (a form of spur pruning) is one of the simplest and oldest methods of training grapes. It is also the least expensive as you do not have to install a trellis system. However, be sure to select grape varieties that lend themselves to spur pruning to get the best performance.


[continued p2](#)

## An Orchid For Your Yard; A Big One (Kind Of)

By Ken Andersen

If you are fortunate to have space in your yard for a small to medium size tree, consider planting an easy to grow tree full of spring color. The **Purple Orchid Tree, Bauhinia purpurea**, fits the bill!

They are not a true orchid but their flowers look similar, hence the name. There are a number of different varieties but B. purpurea is by far the most common. They are dormant in the winter. When the flowers and then the seed pods fall, you will have some



[continued p2](#)



## When Life Gives You Grapes continued from p1

If you want to plant grapes to make your own wine, here is what you can expect to produce. You can roughly figure harvesting four to five pounds of grapes per vine. It takes about 2.5 pounds of grapes to fill a bottle with wine, so if you plant six vines you can expect approximately one case of wine per season. Production of this quantity will not require large equipment for fermenting. The beauty of making your own wine from a micro vineyard, as opposed to brewing beer, is that if you grow your own grapes you have complete control over the entire process from start to finish. When brewing beer, you have to purchase the raw materials to get the process started.

It will take a couple of seasons to get the vines fully trained and ready to

produce. The next step in our vineyard will be to add a drip irrigation system. That will help boost yield but still allow regular growth despite the drought restrictions. In some areas of the state, such as Paso Robles, many of the vineyards have switched to dry land farming where the only water the vines receive is from rain. While this may work in northern California, where precipitation is more plentiful, it may be difficult to do successfully in San Diego. One of the advantages of dry land grape production, aside from the savings on water usage, is that it can produce a better quality grape for wine production but with slightly smaller yields than irrigated vineyards.

Grapes can be purchased and planted here year-round. Our staff can help you select the right vines for your needs. •

## An Orchid For Your Yard continued from p1


clean up to do, but the show they put on can be worth it. Just before they leaf out in the late spring, they will be covered with beautiful pinkish purple flowers, and I do mean covered! The Sunset Western Garden book says they will reach 20-35 feet tall and wide but I have never seen one at the upper end of that range. There is one in the parking lot of our Poway store and it is nowhere near that size.

This tree also has a cousin, *Bauhinia blakeana*, or Hong Kong Orchid tree. This larger flowering relative can be a real show stopper with its color and size of the flowers. However, it does

have drawbacks in that it is slower growing, not as profuse of a bloomer, and can be somewhat rangy. That said, the flowers are so spectacular that they can make up for the difference. It also is cleaner and it readily makes seed pods.

Every now and then our buyers will come across *Bauhinia forficata*, Brazilian Butterfly Tree. This white flowering cousin will stay a little smaller and is covered with beautiful white flowers in the spring time. Unfortunately this variety is not as readily available as the other two. •

## Mark Your Calendars For The 17th Annual Walter Andersen Nursery Rose Show



Walter Andersen Nursery will hold our seventeenth annual rose show May 14-15 at our Poway location. This popular event is **free to enter and view** and continues to grow with last year seeing more than 100 entries. The rose show gets underway May 14 with entries being taken from 8am-10:30am, followed by judging from 11am-1pm. Roses will remain on display until 4pm on May 15. The public is invited to enter and attend the show! •




Decadence® Blueberry Sundae

## Perennials continued from p1

them because the seed pods add the extra bonus of winter interest.

**Blueberry Sundae** has dense clusters of vibrant, deep indigo blue flowers on a compact, upright mound. It could be the thriller in a container planting. **Lemon Meringue** is an impressively vigorous native cultivar. Long, charcoal grey stems carry the cool lemon yellow flowers, producing an excellent floral display atop the compact, upright mound of blue-green foliage. This award winner was named Top Perennial Performer by Colorado State University in 2012. •

## Rare Bird Makes A Sighting



Every now and then we come across the rare, golden form of Bird of Paradise. **Strelitzia reginae 'Mandela's Gold'** is very similar to the famous orange Bird of Paradise. This spectacular cultivar has flaring, gold sepals and blue petals reminiscent of a crested tropical bird. Like the orange form, it is easy to grow in the right conditions; however it is slightly smaller, growing to 4 feet tall. Availability is very limited on these birds. •

## Old Ben: All About Steller's Jays

By Old Ben



In March of this year I had the pleasure of visiting a friend in western Montana. The town, Clinton, is just east of Missoula. One of the many birds I saw were Steller's

Jays. This jay is absolutely stunning and May's article is all about them.

### General Description

The Steller's Jay is a striking bird with deep blue and black plumage and a long, shaggy crest. The front of its body is black, and the rear is deep blue. The black extends midway down its back and down its breast. It has faint, dark barring on its wings. Adults have blue vertical eyebrows above each eye. Those in Missoula or inland have a small white patch over the eyes.

### Habitat

Steller's Jays breed in dense conifer forests, but they use a wider variety of forested habitats at other times of the year. They can be found from low to moderate elevations. They are common in residential areas and agricultural areas with adjacent forests. They breed up to the tree line, but are usually found at lower elevations.

### Behavior

Steller's Jays form flocks outside the nesting season and often fly single file across clearings. They are highly vocal outside the nesting season. When they are raising their young, they become very quiet and inconspicuous. They are well known at feeders, picnics, and



campgrounds, where they beg boldly for handouts. These intelligent and opportunistic birds are quick to take advantage of new food sources, like bird feeders, especially those that are full of peanuts. They forage mainly in trees, but may forage lower at times.

### Diet

Steller's Jays are omnivores, and their diets are about 2/3 vegetable matter and 1/3 animal matter. The vegetable part of their diet consists of seeds, nuts, berries, and fruit, and the animal matter consist of bird eggs and nestlings, invertebrates, small rodents, reptiles, and carrion. They eat almost any scraps of food that humans offer.

### Nesting

Steller's Jays form monogamous long term pair bonds. They remain together year round. They usually nest in a conifer, and both members of the pair help build the nest. The nest is a bulky cup made of twigs, weeds, moss, and leaves, held together with mud. The nest is usually lined with rootlets, pine needles, and other fine material. The female incubates four to five eggs for 16 to 18 days. Both parents feed the young, which leave the nest around 16 days after hatching. They begin making short flights within a few days

[continued p4](#)

## Old Ben's Specials

Valid May 1-31, 2016

### Old Ben's Nyger Seed

The best seed for attracting Goldfinches and other wild birds.

**10lb. \$19.97** Reg. \$29.99

### Old Ben's No Mess Wild Bird Seed

The no mess advantage: Seed is hulled, will not sprout, birds can eat all the seed which attracts fewer feeder pest.

**20lb. \$24.97** Reg. \$42.99

### Old Ben's Economy Seed Blend

A blend that will attract doves, sparrows and other birds.

**20lb. \$9.97** Reg. \$17.99

### Old Ben's Hanging Multi-Purpose Bowl

Ideal for water, jelly, mealworms, fruit and more.

**\$9.97** Reg. \$14.99

### Old Ben's Dried Mealworms

Loaded with protein. A fantastic treat for chickens and wild birds.

**3oz. 2 for \$7** Reg. \$6.99  
*Must buy 2.*

### Old Ben's Parrot Mix

A blend of several seeds that parrots love.

**5lb. 2 for \$13** Reg. \$12.99  
*Must buy 2.*

### Old Ben's Hummingbird or Oriole Kit

Everything you need in one package: feeder, food, ant barrier & cleaning brush.

**\$19.97 each** Reg. \$29.99

*All specials limited to stock on hand. No special orders. Cannot be combined with any other discount or offer.*



## These Tomatoes Are Going Fast

By Melanie Potter



Rapunzel



Snow White

Every year we find new varieties of vegetables available. This year, we have a few new tomatoes. That's the good news but the bad news is that they aren't sticking around for very long and the availability is limited.

Look for Rapunzel, Bloody Butcher, Big Zack, and Snow White. Several employees have planted them at home so we can report to you how they grow and taste.

### Rapunzel

Named for the fairy tale character, plants produce long cascading trusses with up to 40 fruits. Very flavorful, bright red cherry tomatoes that are so sweet, you'll be tempted to eat them straight-from-the-vine.

## Old Ben continued from p3

of fledging, and can make longer flights by the age of one month. The adults continue to provide some food for the fledglings for about a month after they fledge.

### Some Kool Facts

Steller's and Blue jays are the only North American jays with crest.

Steller's Jays were discovered on an Alaskan island in 1741 by George Steller, a naturalist on a Russian explorer's ship. When a scientist officially described

the species in 1788, they named it after him.

Steller's Jays are habitual nest robbers, like many other jay species.

An excellent mimic with a large repertoire, the Steller's Jay can imitate birds, squirrels, cats, dogs, chickens, and some mechanical objects.

The oldest recorded Steller's Jay was a male and at least 16 years old when found in Alaska in 1987. It had been banded in the same state in 1972. •

### Bloody Butcher

A sensational and very popular, very early producing tomato variety. Five to nine fruits per cluster with a rich heirloom tomato flavor. Plant produces well until frost. A good canning tomato.

### Big Zack

This is the giant pumpkin of the tomato world! Bred by Minnie Zaccaria, a New Jersey gardener who tirelessly sought the perfect cross-pollination of two heirlooms created this enormous tomato with fruits that repeatedly tip the scales at an amazing 4 to 6 lbs. It's an excellent tomato in every respect; meaty and delicious, very disease-resistant, and true-growing each time it's planted. Furthermore, it has impeccable ancestors and hails from a red heirloom beefsteak-type, and a large, pink open-pollinated beefsteak heirloom.

### Snow White

Produces abundant quantities of ivory-colored cherry tomatoes that ripen to a pale yellow. Tomatoes are deliciously sweet (without being too sweet). A great snacking tomato or salad tomato. •

## Dwarf Jacaranda

### Still Packs A Visual Punch

By Melanie Potter



Do you appreciate how spectacular the Jacaranda trees are with their showy, purple blooms? One drawback from planting this beauty is that it's deciduous. Part of the year it is a showpiece in the garden, but during other seasons, it will be dormant and that's a big, bare tree to have taking center stage.

What if I were to tell you that you can now find **Bonsai Blue Jacaranda**, a true dwarf that is fast growing to 6' tall? Like its big sibling, it creates a show in spring with large, deep purple tubular flowers. It's an ideal small specimen tree for smaller gardens, equally useful as a large border accent or in decorative pots on a terrace or patio. So, given its size, it doesn't have to be treated as a specimen tree. It takes well to pruning (do this in the late winter) and is remarkably tolerant of heat and drought.

Plant in the full sun in enriched, well-drained soil. Follow a regular watering schedule during the first growing season to establish a deep, extensive root system. Watering may be reduced after establishment (two summers in the ground). Feed with a general purpose fertilizer before new growth begins in spring. •

## New Ways To Garden

By Melanie Potter



If you are short on space or time, we have a few new items to grow in a manner that makes them the frozen dinners of the plant world. Everything you need is in the box, jar or can.

First, there are organic mushroom kits that you grow in a box. It's as easy as opening the box, adding water to the bag where the mushrooms will grow and inserting that back into the box. This way, you can grow oyster mushrooms, and within days be eating home-grown mushrooms. Barb in our Poway store reported success with a

kit (despite a reduced crop due to an oversight in watering). She said her harvest was delicious. Kits come in two sizes and will produce multiple harvests.

If you are short on garden space or looking to grow herbs on the windowsill, check out gardens in a jar or in a can. From the Garden-In-A-Jar, you can grow organic basil or cilantro. Garden-In-A-Can will produce cilantro or sage. Everything you need is in the can and jars; you just add water! Who knew growing edibles could be so easy? •

### Recipe: Kumquat Upside-Down Olive Oil Cake

Customer Ken Woods brought our own David Ross this recipe. It's perfect for potlucks and picnics.

#### Ingredients:

3 tbsp. unsalted butter, melted  
 3 tbsp. packed dark brown sugar  
 4 oz. thinly sliced and seeded kumquat (1 cup)  
 1 cup all purpose flour  
 1/3 cup all purpose semolina flour  
 1 tsp. baking powder  
 Dash of salt  
 1/2 cup granulated sugar  
 1/2 cup olive oil  
 2 large eggs  
 2 tbsp. low-fat milk  
 1 tbsp. orange zest

Heat oven to 350 degrees F. Grease the bottom and sides of a 9-inch cake pan and line the bottom with parchment paper that you cut to fit. Pour the melted butter into the pan and tilt to cover the bottom. Sprinkle the brown sugar evenly over the butter. Arrange

kumquat slices in the pan (over the sugar), creating a tight single layer of fruit. Set aside.

In a large bowl, combine flours, baking powder, and salt. In a medium bowl, whisk together sugar, olive oil, eggs, milk and orange zest. Pour the wet ingredients into the dry and whisk until just combined.

Pour the batter over the kumquats and bake until browned around the edges and a toothpick inserted into the center comes out clean, about 25 minutes. Cool for five minutes then run a knife around the edge of the pan, turn out onto a plate and remove the parchment. Serve warm or at room temperature.

**Editors Note:** I would complete this by adding a (generous) dollop of Grand Marnier spiked whipped cream to each piece.

## TO DO LIST: May

### CONSERVE WATER

Mulch under and around plants and open areas with decorative bark to reduce evaporation. Water in the early morning or cooler evenings to reduce evaporation. Consider replacing sprinklers with drip irrigation. We sell easy-to-use conversion products.

### FERTILIZE

For lawns, use Marathon Fertilizer for tall fescue, and Hi-Yield Weed & Feed to feed grass and control broadleaf weeds. Feed ornamentals with Gro-Power. Feed vegetables with Gro-Power Tomato and Vegetable Food or Dr. Earth Organic Tomato and Vegetable Food. Feed Citrus, Avocado, and fruit trees with Gro-Power Citrus and Avocado Food. Feed palms and tropicals with Gro-Power Palm Tree and Tropical Food.

### PEST CONTROL

Watch for insects beginning to invade the garden. Pay close attention for Aphids, Whitefly and Scale. Use systemic controls from Bayer for longest control. Watch for slug and snail damage and apply Sluggo or Sluggo Plus as needed. Watch for and treat plants attacked by Citrus Leaf Miner.

### PLANT

Bedding plants for color such as Marigolds, Zinnias, and Petunias. Trees, shrubs, fruit trees, tropicals, and roses.

### LOOK FOR

Roses, Ceanothus, Viburnum, Fuchsias, and Dipladenia. •



The Kumquat Upside-Down Olive Oil Cake End Result!



## What Is African Blue Basil?

By Chuck McClung



This spring, **African Blue Basil** is definitely the most requested herb at the nursery. This increasingly popular and tasty culinary herb is also an attractive, low-water landscaping plant. What is African Blue Basil, and why is it so popular?

African Blue Basil is one of the few types of perennial basil (in the genus *Ocimum*). It is a sterile hybrid (i.e. does not make seed) of 'Dark Opal' purple leaf culinary basil and camphor basil.

Since it doesn't make seed, you don't need to deadhead, and as a result it blooms year round. Not only does it bloom year round, it attracts TONS of bees, as well as birds and butterflies. Many gardeners plant African Blue Basil solely to attract bees for their orchards and tomato gardens.

As a culinary herb, African Blue Basil differs from traditional "pesto" or

sweet/Italian basil. The flavor is a bit stronger, woody or even minty. I eat only the flowers; I strip them off the spike and sprinkle them on my salad—excellent! African Blue Basil prefers full sun, but can also grow in small pots for quite some time on sunny indoor windowsills.

Furthermore, African Blue Basil is an attractive, colorful, very tough, landscaping and container shrub that requires little water once established. Purple foliage tints and light lavender flowers spikes brighten the landscape year round. If left un-pruned, it can grow over 6 ft wide and several feet tall, but can easily be maintained around 3 ft tall and wide, even smaller in pots.

So give African Blue Basil a try this year. Attract bees and add some zip to your spice! •

## Dead Bug Brew Is Pest's Last Meal

By David Ross

Spring is in full swing and so is bug season. Most of our plants are looking great, and have been enjoying our occasional rains so far. But to keep them looking this way, we must be diligent, forever on the lookout for invading pests, which appreciate the succulent new growth spring brings with it!



**Captain Jack's Deadbug Brew®** contains Spinosad (spin-OH-sid), a product first isolated from a naturally occurring soil dwelling bacterium that was collected on a Caribbean island from an abandoned rum distillery. **Deadbug Brew®** kills bagworms, borers, beetles, caterpillars, codling moth, gypsy moth, loopers, leaf miners, spider mites, tent caterpillars, thrips and more! Use on fruits, vegetables, berries, citrus, grapes, nuts and ornamentals.

What makes this natural product special is not only that it works, but it doesn't have to be reapplied as often as many other natural pesticides. **Dead Bug Brew** is translaminar, yes, translaminar, which means it penetrates the leaf surface and offers extended protection from within the leaf. If you miss a portion of the leaf, the **Dead Bug Brew** will auto correct and move throughout the leaf for you! This is why it works so well and persists in the leaf longer.

Spinosad is also available in a powder form, as well as a granular form for controlling crawling insects. •

## Spice Up Your Garden With These Finds

### Baby Pete Agapanthus

This unique compact variety blooms weeks earlier than others! Masses of blue flowers just above clusters of short, wide evergreen foliage. Rarely sets seed pods, resulting in a longer bloom period. Splendid along pathways, or in groupings and mixed containers.

### Jasmine Summer Soul

Large, highly-scented, fully double flowers will fill the garden with fragrance. Glossy evergreen foliage on a compact form creates an attractive clipped hedge for mild climates, where this tropical shrub may bloom nearly year-round. A perfect patio container specimen that may be wintered indoors in colder zones (expected in stock mid-month).



Agapanthus



Jasmine Summer Soul

[continued p8](#)




**MAY 14-15, 2016**



**WALTER ANDERSEN  
NURSERY**

**Poway**  
**Rose**  
17th Annual  
**Show**



**ENTRY REGISTRATION:**

**May 14 – 8am-10:30am**

**JUDGING:**

**May 14 – 11am-1pm**

**HOURS:**

**May 14 – 1pm-5pm**

**May 15 – 9am-4pm**

**POWAY LOCATION:**

**12755 Danielson Court**

ACCREDITED JUDGE SUPPORT/SERVICES PROVIDED BY THE E.C.R.S.

## Garden Classes

MAY

Saturday classes are **FREE** and last about an hour. Complimentary coffee is served. During inclement weather, classes are held indoors in San Diego and on the covered, heated patio in Poway. Topics are subject to change. See the full schedule at [www.walterandersen.com/calendar/](http://www.walterandersen.com/calendar/).

## SAN DIEGO | 9:00AM

5/7

Moosa Creek Natives with  
Teresa Everett

5/14

Audubon Society Backyard  
Birding with Mike Matherly

5/21

Citrus & Avocado

5/28

Apples & Stone Fruit Care  
& Culture

## POWAY | 9:30AM

5/7

Your Own Food Forest

5/14

No Class.

Rose Show this Weekend!

5/21

Veggies & Edibles in Small  
Spaces with Richard Wright

5/28

Backyard Composting  
with Joshua from  
Down the Road Farm

Spice Up Your Garden  
continued from p6

MONROVIA  
Angel Red Pomegranate

## Angel Red Pomegranate

Simply the best pomegranate on the market! Large, vivid red fruit ripens in early fall. Less pulp and higher juice content than others, with seeds soft enough to be eaten. Bright orange-red flowers on upright, fountain-like branches. Fruit ripens late summer to autumn. Deciduous.

## Hibiscus Blue Violet

This handsome tropical shrub displays large single blooms all summer long. Prefers a warm sunny location and exceptional drainage. Adds an exotic look to the garden. Versatile plant makes an ideal hedge, screen or background specimen. Well suited to containers. •

## A Great Buy Only at WAN!



## 4-Piece Redwood Furniture Set A Great Buy at \$199.99!

Add some outdoor seating to your yard with this four-piece Redwood Seating Set. Two chairs, love seat, and table for only \$199.99!

## Visit Our 2 Locations

## SAN DIEGO

3642 Enterprise Street  
San Diego, California 92110  
{619} 224-8271

## POWAY

12755 Danielson Court  
Poway, California 92064  
{858} 513-4900



WALTER ANDERSEN  
NURSERY™

San Diego's Independent Nursery Since 1928™



[walterandersen.com](http://walterandersen.com)



[facebook.com/walterandersens](https://facebook.com/walterandersens)



[twitter.com/walterandersens](https://twitter.com/walterandersens)



[online store](#)



[videos](#)