

# Garden Talk™

San Diego's Garden Resource



WALTER ANDERSEN  
NURSERY™

San Diego's Independent Nursery Since 1928™

## Ready For Spring: These Plants Overwintered With Amazing Results

BY MELANIE POTTER

We stocked these plants from Monrovia last year and those we didn't sell were overwintered onsite. The performance was so good and the current availability of them is better than last year, so it's a good time to take another look at these:

### Moonlight and Starlight Hydrangeas

Interested in a hydrangea that is a repeat bloomer? From the Let's Dance series of hydrangeas comes 'Moonlight', a mophead version, and 'Starlight' a lace-cap variety. This series of hydrangeas is a rival to the Endless Summer varieties, but thought to perform better. 'Moonlight' offers large, vividly colored flowers in summer with the added bonus of great fall foliage color. It blooms every year on both old and new wood. It looks great massed, in containers, or as a cut flower. The first reblooming lace-cap hydrangea,



*Moonlight Hydrangea*

'Starlight' has elegant summer flowers held upright on strong stems. It also blooms on both old and new wood. This is said to be superior to other rebloomers on the market, with heavier bloom, excellent flower color and thicker leaves with good cold tolerance. Soil pH affects blossom color for both these varieties; blue in highly acidic soils and lilac to pink in slightly acidic to alkaline soils.

*See Ready For Spring continued p2*

### In This Issue

Ready For Spring	1
Home-Grown Tomatoes	1
Poway Rose Show	1
Truth About Strawberries	3
Mother's Day Gifts	3
Words From Walter: Weeding	4
Tool Shed: Garden Maintenance	4
Old Ben: Batty About Bats	6
Specials & Garden Classes	7

### Discover Us!



[www.walterandersen.com](http://www.walterandersen.com)



[facebook.com/walterandersens](https://facebook.com/walterandersens)



[twitter.com/walterandersens](https://twitter.com/walterandersens)



[Our Online Store](#)



[Watch Videos](#)

## My Favorite Home-Grown Tomatoes

BY WALTER ANDERSEN, JR.



There are literally hundreds of tomatoes for home gardeners to grow. It seems there are new ones every year. It is impossible to keep track of all of them, but fun to try a few new ones just to see how they perform. Personally, I don't need huge tomatoes; some grow to over two pounds each! I look for nice shaped fruit, good color (these are all red below) and ones that are easy to grow. Here's my list of 'must plant' varieties. I do try others each year just to see how they do. The letters next to the variety indicates disease resistance in that variety, usually VFNT. (*It may or may not be on the label of the plants.*)

**V** = Verticillium resistant

**F** = Fusarium resistant

**N** = Nematode resistant

**T** = Tobacco mosaic virus resistant

Determinant means it is a shorter growing plant, more bush-like and most of the crop will ripen near the end of that varieties' life span. Indeterminate means the plant will grow taller or more vine like and these usually produce for a longer period of time. You can trim them if they get too large.

**Celebrity**—Is a great medium size tomato that starts to ripen in about 70 days. This is considered one of the best all purpose varieties. It is dependable and the plant produces lots of tomatoes. It has exceptional disease resistance. Determinate growth. VFNT

**Champion**—Good variety that produces medium size fruit, ripening in about 65 to 70 days. The fruit has excellent flavor. Indeterminate growth. VFNT

*continued p3*

## Rose Show Is Around The Corner!

BY MELANIE POTTER



*Sparkle 'n' Shine*

So far, it has been a spectacular year for roses at our stores. Many bloomed early and only a handful were bothered by rust or powdery mildew. The new releases didn't disappoint, and every bush is loaded with colorful blooms. All that could indicate that this spring's rose show may be the best ever. Slated for May 25-26, at our Poway store, we expect to see more than 100 entries.

*continued p2*

# May

## Garden Tasks

### FERTILIZE

For lawns, use Marathon Fertilizer for Tall Fescue, Scott's Turf Builder or Turf Builder Plus 2 to feed and control broadleaf weeds. Feed ornamentals with Gro-Power. Feed vegetables with Gro-Power Tomato and Vegetable Food or Dr. Earth Organic Tomato and Vegetable Food. Feed Citrus, Avocado, and fruit trees with Gro-Power Citrus and Avocado Food. Feed palms and tropicals with Gro-Power Palm Tree and Tropical Food.

### PEST CONTROL

Watch for insects beginning to invade the garden. Pay close attention to Aphids, Whitefly and Scale. Use systemic controls from Bayer for longest control. Watch for slug and snail damage and apply Sluggo or Sluggo Plus as needed.

### PLANT

Bedding plants for color, trees, shrubs, fruit trees, tropicals, and roses.

### LOOK FOR

Roses, Ceanothus, Viburnum, Fuchsias, Wisteria, and Dipladenia.

## Ready For Spring *continued from p1*

### Raspberry Shortcake™ Dwarf Thornless Raspberry



**Raspberry Shortcake**

I have a hunch that if you visit the San Diego County Fair this summer and take a peek at the garden display by Richard Wright of Edible Eden, you'll see this plant in it. It's a new, dwarf, thornless red raspberry with an endearing, rounded growth habit and is perfectly suited to large patio containers. It requires no staking, is self fruitful, and yields full-sized, nutritious, and super sweet raspberries in mid-summer. Raspberry Shortcake™ is a showstopper and will be a lovely addition to the balcony, patio, or garden. It's deciduous.

Water regularly when top three inches of soil is dry. It's compact, mounding to 2' tall and cascades or spreads to slightly wider. Provide well drained soil. Fertilize with a balanced liquid fertilizer in early spring and summer. Once fruiting has finished, prune canes that have fruited, leaving new canes to fruit the next season.

While we'll have more of these than last year, they are still in short supply and it's estimated that each store will have only about 40 plants; so buy early!

### Itoh Peonies

Those who admire the colorful and exotic flowers of tree peonies, but prefer the perennial growing cycle of herbaceous Peonies, will love the Itoh Peonies, also known as intersectional hybrids. They tend to resemble tree Peonies with a domed, vigorous growth habit and large double flowers surrounded by disease-resistant lacy, dark green foliage. After the flowering cycle, gardeners will enjoy the handsome bush for the remainder of the season. Once established, Itoh Peonies have an extended blooming period, with as many as 50 blooms in a single season due to their ability to produce primary and secondary buds. They are excellent in cut flower arrangements. They will grow to three feet tall and wide and continue to improve with age. In June or July, cut back 50% to 75% which should spur them to give you an enticing fall bloom. Due to the warm spring, the plants we have in stock are done blooming.



**Itoh Peonies**


Named for Toichi Itoh, the first hybridizer to successfully cross a tree Peony with an herbaceous Peony in the 1940s, these are in high demand, prized for their huge, beautiful blooms and lush green foliage. Grow these in partial sun to full sun and provide regular water. These grow best in a slightly acidic soil. ■

## Rose Show *continued from p1*

Join us, Marilyn Monroe, George Burns and other favorites like Hot Cocoa, Outta the Blue, and Wild Blue Yonder. Don't miss the rose prep class to be held in Poway at 9:30am on May 18.



**Eyeconic Lemonade**



**Cinco de Mayo**

See the enclosed flier for information, and see the rose show schedule at: <http://www.walterandersen.com/events/14th-annual-rose-show-schedule-available>. ■



## Tomatoes *continued from p1*

**Early Girl**—A variety that has small to medium size fruit. Fruit is delicious and starts to ripen earlier, about 58 to 65 days. The plant is disease resistant, however not quite as much as those above. Indeterminate growth. VF

**Sweet 100**—This very popular cherry-like tomato produces its fruit in large clusters, like grapes. It produces hundreds of small delicious tomatoes from just one plant. Very disease resistant. Indeterminate growth. Just a quick note about Sweet 100. The first time I saw this one growing to maturity many years ago, the customer planted about six plants in a half barrel, near the edge. The top of the rim was raised off the ground about 5' so the plants dropped over the edge of the barrel producing tons of cherry-like tomatoes hanging on all sides. Very impressive! VFNT

If you prefer tomatoes that have lower acid content, try some of the yellow varieties. Dr. Wythe's Yellow, Lemon Boy, Yellow Brandywine, Yellow Pear and Yellow Jubilee

are a few suggestions. These will brighten your salads too.

For the best crop of tomatoes, prepare the soil with a good soil amendment. Be generous, about 50 – 50 with your existing soil. If you are planting in containers, I think Sunshine Potting Mix in the blue bag or the Sunshine All Purpose Mix in the green bag are excellent choices. Tomatoes grow quickly and need the soil to be moist (not soggy) so check to see that the soil does not dry out between waterings. Be sure to feed monthly with a good plant food. Gro-Power Tomato & Vegetable or, Dr. Earth Tomato, Vegetable & Herb Fertilizer should give you excellent results. Try to fertilize every four to eight weeks. If you prefer the water soluble type, like Miracle Gro, be sure to use this product every two weeks. Water soluble products are used up more quickly and can also be washed away when you water. Support the growing plants with tomato cages or redwood stakes to keep them from sprawling on the ground, and to make the fruit easier to harvest. ■

## The Shocking Truth About Strawberries

BY GRANNY GREENKNEES

I was shocked recently when reading *Every Day with Rachael Ray Magazine* (and seven decades on earth and five decades in the nursery business leave me pretty jaded at this point) when I saw that my beloved strawberries are not true berries. Whaaaaat? Strawberries are not berries?

Of course I went to the iPad and looked up *Fragaria*, and there it was: the garden hybrid species cultivated worldwide for its fruit is not a true berry but an aggregate accessory fruit appreciated for its characteristic aroma, bright red color, juicy texture and sweetness.

The garden strawberry was first bred in Brittany, France in the 1750s via a cross from eastern North America, which was brought from Chile in 1714. Who knew?

To be a true berry, the seeds must be on the inside of the fruit like cranberries, not the outside. I guess this also puts blackberries and others in the suspect column as far as true berries go. When the seeds are on the outside as with strawberries, the fruit is considered to be the ovary of the plant; not to get too far into the reproductive bits.

Interestingly enough, one cup of strawberries has only 45 calories and is an excellent source of vitamin C and flavonoids (thought to aid in the management of Alzheimer's). They are very low in fat, cholesterol, and sodium and also a good source of folate and potassium, as well as fiber




and manganese. However, the only downside to this fruit is that a large portion of the calories come from sugars (and that's without the whipped cream or Prosecco drizzle).

Some folks suffering from allergies to strawberries may tolerate the white varieties since they lack a protein necessary for ripening and do not produce flavonoids that turn the mature berries of other cultivars red. A virtually allergen free cultivar named SoFar is also available, but always check with your allergist or doctor before assuming you can ingest any food to which you are known to be allergic!

Strawberries are easily cultivated and grown by backyard gardeners; we carry them in the stores. They grow well in garden plots or containers. Many folks favor strawberry pots with pockets. Ask about the variety that will do best in your area. It may be a labor of love, but the flavor of handpicked berries cannot be beaten.

So folks, as shocking as it is, I guess I have to believe that strawberries are not berries but aggregate accessories hanging on those little vines. Call them what you will, but those little accessories are "berry" tasty! ■



## Mother's Day Gifts Are Plentiful

**Mother's Day is May 12th** and both stores will have gift ideas that any gardening mom is sure to appreciate. Outside, there is lots to choose from and inside you'll find houseplants, blooming color for indoors, books, and gift items. Don't forget apparel—we've got hats and gloves, and the Poway store has scarves designed for every day wear as well as woven tote bags.

There are even tools, and we'll trust you know Mom best if you go this route. Stumped and not sure what is the right gift? How about a gift card and let Mom shop for herself. ■

## Tool Shed: Garden Maintenance

BY MELANIE POTTER

I've amended soil, planted the raised beds, and now it's just a matter of maintaining what's coming up. To provide that maintenance, here's what has kept me running to the tool shed this spring.

### Good Pruning Shears

I reach for Felco. These come in different sizes and are made for left or right handed gardeners. Just about all the parts are replaceable so making an investment in these pricey shears is worth it as one pair may last you a lifetime. Specially designed to beat hand fatigue for heavy jobs, I recently used these to help clear brush along a trail in a Poway Spirit Days project. At the end of the day, the pruning hand felt fine, but the knees took a beating. Note to self, we need a kneeling pad in the tool shed!

### Tie Tape

Sure, I used cages to support the tomatoes and berries, but some straggling branches needed coaxing back to the plant. Pick up a couple of rolls of tie tape. It comes in green or clear and in different widths. This stuff is strong, durable, and stretches to expand with the growth of the plant.



### BT

In a perfect world, I wouldn't use anything on my edibles, but the risk of losing a crop of tomatoes will send me running for the BT. When I spot tomato horn worms, I pick off what I can but they are hard to find and if you miss

*continued p5*

# Words



## From Walter

BY WALTER ANDERSEN, JR.

## Making Weeds Go Away

The definition of a weed: Any plant growing in an area you don't want it to grow.

Needless to say, this includes lots of different plants. Generally, most start to grow from seed that can be spread by breezes, birds, animals, and in some cases, by a lawnmower. Small seeds might be trapped on blades with other clippings and drop on your lawn. Here are some suggestions to control weeds in your yard. In most cases, different weeds require different solutions.

If your weeds are in a smaller area, it might be best to just pull or hoe them out. Try to get as much of the root as you can, so the weed does not re-grow. Pick up as much of the weed as you can to help prevent them from reseeding or restarting from a section of the root or stem.

There are many great weed controls on the market, below are a few and the basics on what they can do for you:

### Roundup (ORTHO) and Remuda (MONTEREY)

Same basic chemical. Remuda is generally stronger and more economical. These are non-selective herbicides that kill nearly any plant that they come in contact with. The active ingredient is Glyphosate. It is available as a ready-to-use (Roundup RTU), or concentrate that you mix with water. When you use this product, be very careful where you are spraying, and try not to get it on desirable plants. Even a slight breeze can carry it to plants nearby and damage or kill them. You can use cardboard to block the spray to plants you don't want to harm. The ready-to-use comes with its own trigger sprayer on the bottle, which is convenient to use in small areas. If you buy the concentrate, you do need to have a sprayer to apply it. If you are careful, you can spray within inches of plants you want to keep, just getting the spray on the foliage of the intended weeds. The product dissipates in the soil quickly and you can replant the area in about seven to 10 days with no harm to the new plantings. Generally, the weeds will



start to yellow in about 4 or 5 days and be completely dead within two weeks.

### Grass B Gon (ORTHO)

Comes ready-to-use and does a great job killing most grasses growing in flowers and shrubs. Shake it a little and spray your unwanted grass. It is NOT labeled to be used on any food crops, including fruiting trees. This product is excellent for killing most grassy type weeds and it can be sprayed over the top of a very long list of ornamental plants with no harm. It does a good job on hard-to-kill Bermuda if it is used during warm weather when this grass is actively growing. The grass does not die instantly, it may take a week or two before you see the grass wilting or losing its healthy color.

### Grass Getter (ORTHO)

This product is listed for killing grassy weeds in ornamentals and some food crops. It is only available as a concentrate that you mix with water and apply with your sprayer. Grass Getter is mixed one ounce per gallon to be applied to 1800 sq. ft. It is also recommended that you use one ounce of a spreading agent to achieve better coverage. On hard-to-kill, established weeds, you may need to do a repeat application. Check the label to see what vegetables and fruit are acceptable to spray, with days listed until you can harvest after an application.

### Turflon Ester Specialty Herbicide (MONTEREY)

A broadleaf weed killer that will also kill or suppress warm season grasses such as Bermuda, St. Augustine, and Kikuyu should they sprout in cool season grasses such as Tall Fescue. Be very careful not to allow this product onto other plants as it considers most of the ornamental plants in your garden as 'broadleaf weeds'. While it can be used as an overall application, spot treatment is best to prevent drift.

*continued p5*

## Making Weeds Go Away *continued from p4*

### Weed B Gon Weed Killer For Lawns (ORTHO)

(Don't confuse this with Weed B Gon Chickweed, Clover & Oxalis Killer; the labels look similar). Kills all sorts of broad leafed weeds (not grassy type weeds). The primary use of this is on grass lawns. You can spray this on most lawns that are infested with broad leafed weeds (Dandelion, Oxalis, Clover etc.) and not harm your lawn. Applied properly, it does an excellent job. Be sure you don't let this product come in contact with desirable plants nearby; it can do some major damage or kill them. This product comes ready-to-use and also in a concentrate you mix with water. Generally you see results in 3 to 4 days. Generally you see results in 3 to 4 days.

### Weed B Gon MAX Plus Crabgrass Control (ORTHO)

This is a ready-to-use spray that kills Crabgrass and other broad leafed weeds. This is labeled for most grass lawns that we grow in our area. (It is not labeled for St. Augustine grass). This product spot treats the weeds you want to get rid of.

### Weed B Gon Chickweed, Clover & Oxalis Killer (ORTHO)

Available as a concentrate to kill many broadleaf weeds in grass lawns. This product specifically says not for use on Bahia, Bermuda, Kikuyu or St. Augustine lawns. It is not for use on any fruit, vegetables and flowers.

### Nutsedge Killer For Lawns (ORTHO)

This product is a ready-to-use spray to kill yellow and purple Nutsedge, Kyllinga and Poa Annua (Annual Blue Grass), and some other broad leaf weeds. Nutsedge is a nasty weed and is difficult to control, but this product does a very good job. If you have an established patch of Nutsedge, more than one application may be necessary. Not recommended around general ornamentals or food crops.

### Pre-Emergent Weed Controls

This kills the weed seeds as, or before they sprout. When you use these, you should have the area weed-free before application. These controls are available as granules to scatter on the area, or liquid that you spray. If you are planting ornamentals in the area, have them planted before you use these products. These products have no effect on growing



weeds. Using pre-emergent products can save a lot of time as you'll have fewer or no weeds to contend with. After applying a pre-emergent, do not disturb the soil in the area as this breaks the chemical barrier created by the product.

### Preen and Pre-Seeder-Weeder

These are granular products that are scattered on the soil to keep weeds from germinating. You might cultivate the area lightly (no large clumps of soil), and then give a light sprinkling of water after it is applied. If there are weeds growing in the area, the weeds must be hoed or pulled out first.

### Weed Stopper (MONTEREY)

This is a concentrate liquid you spray over areas to suppress or kill the weed seeds. It can be applied over a long list of established ornamentals, bedding plants, and bulbs.

### Organic Weed Controls

This question is frequently asked at the nursery. Yes, there are a few: **Natura (BAYER)**, a spray, in a ready-to-use bottle, that kills many common weeds. Don't spray on any desirable plants, as it is a non selective weed killer. Repeat applications will probably be needed. **Concern (WOODSTREAM)** is a pre-emergent weed control using corn gluten. Scatter over the soil to prevent weeds from germinating; also recommended for lawn areas to prevent Crabgrass and Annual Bluegrass from germinating.

### Mulching

This is another organic way to suppress or kill weeds. Generally a mulch of bark, ground wood products, etc., about 2 to 3 inches deep, will keep many weed seeds from germinating. Mulch also helps conserve water, improves the appearance of the area, and improves the soil as it breaks down. ■

## Tool Shed *continued from p4*

a few, they will decimate your plant. *Bacillus thuringiensis*, or Bt, paralyzes caterpillars' digestive tracts by attaching bacteria to receptors in its gut. The U.S. EPA states in its fact sheet that Bt toxins kill only the target pests because only they contain the necessary binding receptors.

Each strain of Bt affects a narrow range of insects. Adult butterflies, bees and natural parasites that control caterpillars don't have Bt receptors in their guts and may safely ingest treated plants. Bt will kill some beneficial nematodes and any butterfly caterpillars, not just pest caterpillars, so use carefully to spare garden helpers.

### Gloves

I am not someone who likes to put my hands in dirt, no matter how rich it looks or how enticing the bag makes it sound. I'd be lost without gloves and have even worn pairs that are made for big, male hands. However, it's nice to have your own pair, that fit perfectly, and if they are an appealing color, even better. I have a couple of pairs, as I like to use a better insulated brand if I'm working with prickly plants that can penetrate the thinner constructed ones. ■

## Dates To Remember

### MAY 4 – Drip Irrigation Classes Presented by DIG Drip Irrigation

Class is held in Poway and limited to 50 attendees. Attend either the 9:30am or 1pm class. Must RSVP by calling 858-513-4900. \$30 worth of merchandise is free to every attendee.

### MAY 12 – Mother's Day

Stop in at both locations to find something special for Mom.

### MAY 25-26 – Poway Rose Show

### MAY 27 – Memorial Day

Open regular hours.

### JUNE 16 – Father's Day

Don't forget about finding something nice for dad too!

## Old Ben's Specials!

Sale Prices Valid May 1-31, 2013

### Bat Houses

**\$39.99** Regular \$42.99

Two styles from which to choose.

### Oriole Feeder with Food

**\$17.99** Regular \$20.99

### Oriole Food 16oz. Jar 2 for \$10

Regular \$5.99 ea.

### 4pc. Nylon Brush Set

**\$9.99** Regular \$13.99

All specials limited to stock on hand.  
No special orders. Cannot be combined with  
any other discount or offer.

## Old Ben Is Batty For Bats



BY OLD BEN OF OLD BEN'S WORKSHOP

Bats are the only mammals capable of true flight. With extremely elongated fingers and a wing membrane stretched

between, the bat's wing anatomically resembles the human hand. Over 1,200 bat species can be found worldwide. Bats make up a quarter of all mammal species on earth.

#### Diet

Seventy percent of bats consume insects, thus assuming a large part of natural pest control. There are also fruit eating bats, nectar eating bats, and carnivorous bats that prey on small mammals, birds, lizards and frogs. Let's not forget fish eating bats, and vampire bats of South America.

#### Population/Range

Some bat populations number in the millions, others are dangerously low or in decline. Bats can be found almost anywhere in the world except the polar regions and extreme deserts.

#### Behavior/Echolocation

Bats have evolved a highly sophisticated sense of hearing. The bats emit sounds that bounce off of objects in their path, sending echoes back to them. From these echoes, the bats can determine the size of objects, how far away they are, how fast they are traveling, and even their texture, all in a split second. Bats find shelter in caves, crevices, tree cavities and buildings. Some species are solitary while others form colonies of millions.

#### Reproduction

Gestation is from 40 days up to six months for the larger bats. Litter size is usually one pup.



For their size, bats are the slowest reproducing mammals on earth. At birth, a pup weighs up to 25% of its mother's body weight, which is like a human mother giving birth to a 31 pound baby. Offspring are cared for in maternity colonies where females congregate to bear and raise the young. Male bats do not help to raise the pups.

#### Some Amazing Bat Facts

Bats are more closely related to humans and other primates than they are to rodents.

The world's smallest mammal is the bumblebee bat of Thailand which weights about as much as a dime and is critically endangered due to habitat loss.

Giant flying foxes (Fruit Bats) that live in Indonesia have wing spans of nearly six feet.

Bats are VERY clean animals, and groom themselves almost constantly to keep their fur soft and clean.

The Pallid Bat of western North America is totally immune to the stings of scorpions and centipedes upon which it feeds.

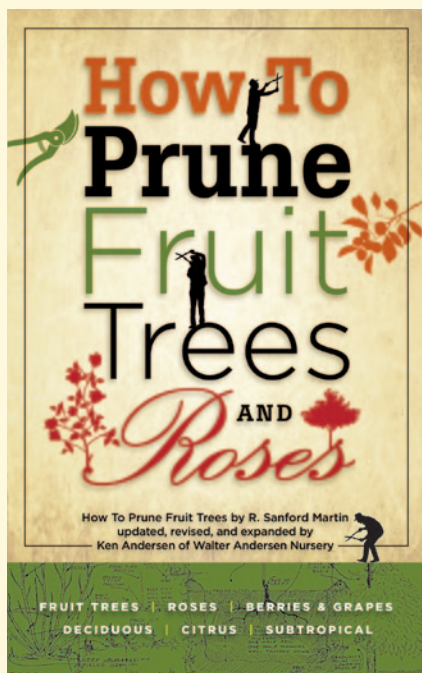
Providing bat houses can help build populations of many valuable bat species that eat crop damaging insects. Bat houses furnish places for bats to roost, hibernate and raise young in, and augment the dwindling number of natural sites available to them. ■


## How To Prune Fruit Trees And Roses In Stock



Walter Andersen Nursery has revised and expanded Sanford Martin's classic book *How To Prune Fruit Trees*. This addition is titled *How To Prune Fruit Trees And Roses*, and Ken Andersen, CEO of Walter Andersen Nursery, supplied the extra chapters to the book. We also took the time to update the original manuscript. The expanded version includes new chapters on tools for pruning and pruning roses. The original illustrations of Martin's book were preserved. A great gift for Mother's Day or Father's Day! Stop in and grab a copy or buy online at:

<http://shop.walterandersen.com/browse.cfm/how-to-prune-fruit-trees-revised-edition/4,2648.html> ■





**May 25-26, 2013**

SHOW HOURS:  
 May 25 from 1-5pm / May 26 from 9am-4pm

ENTRIES REGISTRATION:  
 May 25 from 8am-10:30am

PREP CLASS:                      JUDGING:  
 May 18 at 9:30am      May 25 from 11am-1pm

LOCATION:  
 12755 Danielson Court, Poway / 858-513-4900

ACCREDITED JUDGE SUPPORT/SERVICES PROVIDED BY THE E.C.R.S.

**May Garden Class Schedule**

All Saturday classes are FREE and last about an hour. Complimentary coffee is served. During inclement weather, classes are held indoors in San Diego and on the covered, heated patio in Poway. Class topics are subject to change with no notification. You may call for confirmation.

9:00AM   SAN DIEGO NURSERY	9:30AM   POWAY NURSERY
5/4 Composting	5/4 DIG Drip Irrigation at 9:30am & 1pm.
5/11 Grafting	RSVP at 858-513-4900. \$30 worth of merchandise free to every attendee.
5/18 Spring Rose Care	5/11 Lawn Care with Richard Wright
5/25 Orchid Care	5/18 Rose Show Prep Class
	5/25 No Class – Rose Show Weekend

*May*

**In-Store Specials!**

Sale Prices Valid May 1-31, 2013

**Great Savings for Mom!**

**All Roses  
 30% OFF**

Limited to stock on hand. No special orders. Excludes Rosa Banksiae.

**Felco 160s  
 Pruning Shears  
 Sale \$29.99**

Regular \$34.99

**Hats & Gloves  
 20% OFF**

All Regular Prices.

**May Flower & Garden Care**

**NEW! 1.5 CuFt Bag  
 EB Stone Recipe  
 420 Potting Soil  
 Sale \$9.99**


Regular \$12.99

**Preen Garden  
 Weed Preventer  
 Sale \$14.99**

Regular \$19.99

*Limited to stock on hand. No special orders. Cannot be combined with any other discount or offer. Hedge Fund\$ Certificates can apply.*

San Diego's Independent Nursery Since 1928™



[www.walterandersen.com](http://www.walterandersen.com)

**Visit Our 2 Locations:**

**SAN DIEGO**

3642 Enterprise Street, San Diego, CA 92110  
 {619} 224-8271

**POWAY**

12755 Danielson Court, Poway, CA 92064  
 {858} 513-4900



[www.walterandersen.com](http://www.walterandersen.com)



[facebook.com/walterandersens](https://facebook.com/walterandersens)



[twitter.com/walterandersens](https://twitter.com/walterandersens)



[Our Online Store](#)



[Watch Videos](#)